



INTERNATIONAL JOURNAL FOR INNOVATIVE RESEARCH IN MULTIDISCIPLINARY FIELD



A monthly Peer-Reviewed, Refereed, Indexed International Research Journal

Certificate of Publication

is awarded to



IMPACT FACTOR : 6.719

PAPER ID : IJIRMF202101022

Judith F. AHOUNOU AİKPE



For the research paper / article entitled


Physiological and hormonal data of soccer during a Tough Match in Hot and Humid Environment

Published in Volume - 7, Issue - 1, January – 2021.

C. Patel

The Managing Editor
Research Culture Society and Publication
WWW.IJIRMF.COM

Email: rscjournals@gmail.com
Email: editor@ijirmf.com





INTERNATIONAL JOURNAL FOR INNOVATIVE RESEARCH IN MULTIDISCIPLINARY FIELD

INTERNATIONAL
Scientific Indexing
Indexed Journal

ISSN(p): | ISSN(e):2455-0620

DETAILS

CALL FOR PAPERS - IJIRMF

INTERNATIONAL JOURNAL FOR INNOVATIVE RESEARCH IN MULTIDISCIPLINARY FIELD

E-ISSN	2455-0620	
P-ISSN		
Publisher Name	Research culture society and publication	
Email	rscjournals@gmail.com	
Language	English	
Starting Year	2015	
Discipline	Multidisciplinary	
Frequency	Monthly	
Website	www.ijirmf.com	
Country	India	
Accessing Method	Open access	
Articles Format	PDF	
License Type	Normal	
Description	<p>INTERNATIONAL JOURNAL FOR INNOVATIVE RESEARCH IN MULTIDISCIPLINARY FIELD (IJIRMF) A Monthly, Peer-Reviewed, Refereed, Indexed International Research Journal Index Copernicus (IC) Journal Master list with IC Value : 86.87 Scientific Journal Impact Factor : 6.497. IJIRMF publishes original Research Papers/Articles, Reviews, Mini-Reviews, Case Studies, Synopsis, Research Project, Comparative Studies and Short Research Communications of all subjects / topics covered by the following fields : SCIENCES, ENGINEERING, HEALTHCARE SCIENCE, PHARMACY, NURSING, AGRICULTURAL SCIENCE, SOCIAL SCIENCE, HUMANITIES, ARTS, EDUCATION, LAW, DESIGNING, JOURNALISM, and other Fields. Benefits to publish the Paper in IJIRMF: IJIRMF is an Open-Access, Peer-Reviewed, Refereed, Indexed International Journal. Author Research Guidelines & Support. Platform to researchers and scholars of different field. Reliable, Easy and Rapidly growing Publication with nominal publication fees. Prestigious Editorials from different Institutes of the world. Communication of authors to get the manuscript status time to time. Full text of all articles in the form of PDF format. Individual copy of "Certificate of Publication" to all Authors of Paper. Indexing of paper in all major online journal databases like Google Scholar, Academia, Scribd, Mendeley. Open Access Journal Database for High visibility and promotion of your article with keyword and abstract. Conference/Seminar organization support in publication of Papers / Proceedings with ISSN.</p>	

Physiological and hormonal data of soccer during a Tough Match in Hot and Humid Environment

^{1,2}JM. BAZABA KAYILOU, ^{1,3}Judith F. AHOUNOU AÏKPE, ^{1,3}H. B. AKAKPO, ^{1,3}L.M. KOTIN,
³Joachim D. GBENOU, ¹Pierre H. DANSOU

¹ Research Unit in Exercise Physiology (URPEF), University of Abomey Calavi, 01 BP 169 Porto-Novo, Bénin
²Laboratory of Exercise Physiology and Biomechanics (LAPEFB), Marien Ngouabi University. BP 69 Brazzaville, R. Congo

³Laboratory of Pharmacognosy and Essential Oils (LAPHE), Faculty of Health Sciences, Faculty of Sciences and Techniques, University of Abomey Calavi. 01BP 918 Cotonou, Benin
Correspondance Author: Dr Judith Fifamin AHOUNOU AÏKPE

Email - judifam@yahoo.fr

- 1- Research Unit in Exercise Physiology (URPEF), University of Abomey Calavi, 01 BP 169 Porto-Novo, Bénin
- 3- Laboratory of Pharmacognosy and Essential Oils (LAPHE), Faculty of Health Sciences, Faculty of Sciences and Techniques, University of Abomey Calavi. 01BP 918 Cotonou, Benin

Abstract: *The present study aims was to evaluate the physiological and hormonal match parameters of elite soccer in a warm and humid environment. Hormonal parameters were evaluated before and after football match in a hot and humid environment. Physiological parameters were taken during the match. It is of heart rate, water loss and energy expenditure. The hormonal parameters were stress hormones and hydrominerals. The physiological data indicates a decrease in intensity of play during the match in a warm environment. A water loss more than 3% was noticed despite the amount of water consumed by soccer during the match. A decrease in blood cortisol levels was observed while catecholamines increased at the end of the match. Hydromineral hormones involved in physical exercise, indicated an increase in aldosterone and antidiuretic hormone values at the end of the match. The results show the importance to evaluate physiological and hormonal match data of footballers for hight performance.*

Key Words: *hot and humid environment - physiological hormonal – parameters.*

1. INTRODUCTION :

Football is characterized by long-lasting efforts of varying intensity. These efforts are interspersed with periods of incomplete recovery. In hot environment, water loss caused antidiuretic and stress hormones stimulation (1). Ineffective adaptation of the body to exercise in heat can lead to significant weakness or even death from heat stroke (2). Endurance exercise in a hot environment induces pronounced catecholamine and cortisol, as well as anti-inflammatory responses that influence tissue damage (3). Moreover, hormones are most often the mediators of these coordinated and adapted responses. The body's response does not stop at the end of physical exercise (4). The recovery phase of muscular exercise also represents a dynamic phase on the hormonal and metabolic level. During this phase, organism moves towards the reconstitution of energy reserves. A renal disturbance was observed during two match of football in West Africa (5). Footballers must rigorously rehydrate before, during and after each match to compensate for water loss in the body. A recent study carried out on the variability of heart rate and hormones on the evaluation of the acclimatization state of athletes showed that short-term acclimatization to heat was characterized by early reductions in heart rate, cortisol and an increase in epinephrine (6). The study conducted by on environmental impact and physiological mechanisms. Sawka et al (7) showed that physiological changes induced by exercise in hot environments result in hypohydration higher than 2% of body mass. This water loss impairs aerobic performance when body temperature exceeds 27°C in a warm environment.

In elite sport, the repetition of intense training sessions followed by short periods of recovery lead to an increase in energy expenditure and simulate the new metabolic pathways and variations in hormonal levels and other biochemical parameters (8). As a result, individualized and permanent medical follow-up is necessary to maintain, preserve or improve the state of health of athletes in order to perform under optimal conditions. Physiological, biological, biomechanical, psychological and nutritional care contributes to optimizing the athlete's performance and to the early detection of possible health problems. It requires the intervention of a multidisciplinary team that can help the coach optimize his training plan (9). In most developing countries, particularly those in sub-Saharan Africa,

biological monitoring of athletes is non-existent. The interest of this study is to evaluate the physiological and hormonal parameters of elite footballers in a hot and humid environment.

2. MATERIALS AND METHODS :

2.1. Study population and sampling

A football team was selected by a non-random method among the top five in the Congolese elite national football championship. 12 footballers aged 27.00 ± 0.58 years with a body mass index of 22.46 ± 1.25 kg/m² was selected to participate in the study. The participants had any known neurological or cardiovascular diseases. All participants were elite players who had been participating in the national elite football championship for more than 2 years and residing in the Republic of Congo. Soccer who were absent during the various blood collection phases, those taking medication, smokers, and those with traumatism were excluded from the sample.

2.2. METHODS :

Experimental Protocol

Data collection was conducted in three phases during the day at the beginning of the winter break of the senior elite national championship. In the first phase, rest blood is collected. The second phase was an experimental match during the winter period. The blood is collected in the third phase after match. The match took place during the day, at an ambient temperature of 38°C, a relative humidity of 50% and a wind speed of 3000km/h during the great rainy season. Cortisol, catecholamines, aldosterone and antidiuretic hormone were measured. The players were allowed to drink according to their thirst during stoppages of play and during the extra break allowed due to the heat. The activity profile during the game was assessed using a Garmin Forerunner R15 Quick Start accelerometer (USA). It provided the effort heart rate, energy expenditure and total distance traveled during the match. The match intensity was 60.78% of the average heart rate of the footballers. In this study, we determined the percentage of fluid loss by weighing the players before and at the end of the match semi-naked (with underwear on) using an impedance meter (TANITA Corporation BC-545N, JAPAN) (10 ; 11). The amount of water scored during the match and at warm-up was accounted for using the mineral water bottles labelled for each player. The blood is collected before and after match. This investigation was approved by the scientific committee of University Marien Ngouabi (Brazzaville) and was conducted according to ethical recommendations in accordance with the revised Declaration of Helsinki (2008).

3. STATISTICAL ANALYSIS :

Wilcoxon test was used to compare the values of hormonal parameters taken before and after match. The statistical analysis of the data was made possible by the statistical software SPSS IBM (version 22.0, SPSS Inc., Illinois, USA). The level of significance is considered at $p < 0.05$.

4. RESULTS :

The mean values of the physiological parameters were 160.4 ± 3.43 bpm for exercise heart rate and 794.80 ± 0.11 kcal for energy expenditure. During the match, the average values of physical performance were 7.88 ± 0.44 km for the total distance and 60.78% for match intensity (table 1).

Table 1 : Physiological parameters and intensity of match

Parameters	Topics (N = 12)
AW (L)	2.00 ± 0.29
EE (Kcal)	794.80 ± 0.11
D (km)	7.88 ± 0.44
EHR (bpm)	160.4 ± 3.43
%FC	60.78 ± 1.82
WL (%)	3.33 ± 0.36

AW : Amount of water; DE : Energy Expenditure ; D : Distance ; EHR : Exercise heart rate ; %FC : match intensity ; WL = water loss

These results show a positive variation of catecholamine after match with a significant difference at $p = 0.116$ and $p = 0.028$ respectively. A decrease in cortisol values was obtained one hour after match with a significant difference at $p = 0.028$ (figure 1).

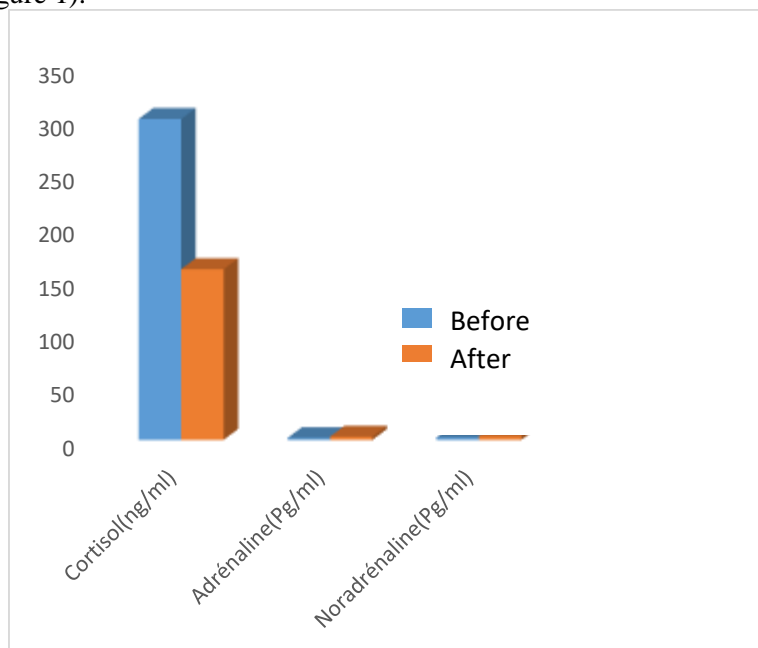


Figure 1 : Stress hormones variation during the match

The DHA increased by 5.14 Pg/ml after match with a significant difference at $p = 0.028$. The average Aldosterone values of footballers were 140.16 ± 1.50 Pg/ml before match and 111.33 ± 1.50 Pg/ml after match. Aldosterone increased by 28.83 Pg/ml after match with a significant difference at $p = 0.027$ (figure 2).

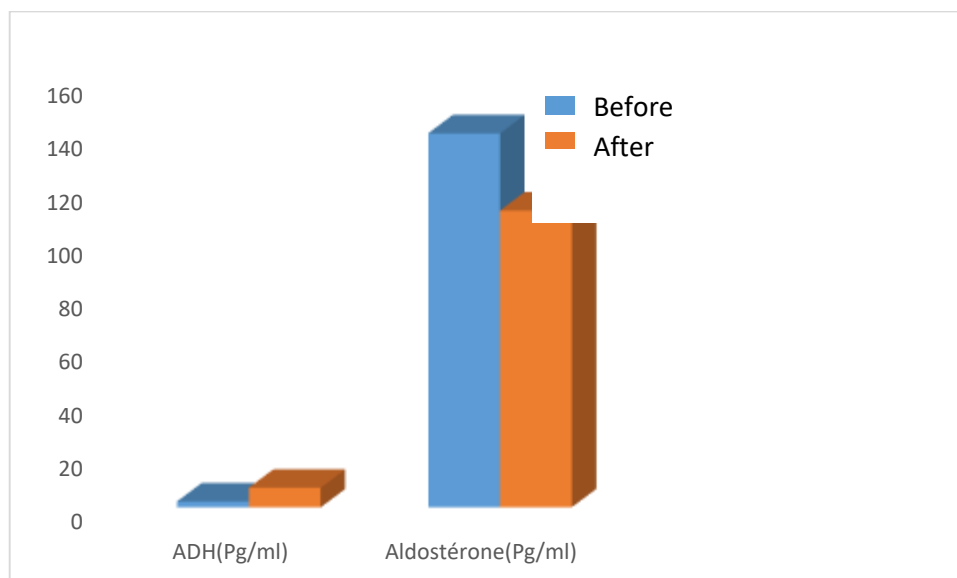


Figure 2: Aldosterone variation during the match

5. DISCUSSION :

The study carried out during the winter break in April 2019. The match took place at 2pm under a temperature of 38°C and a relative humidity of 50%. The high thermal stress did not allow the soccer to have a high intensity of the match. These results corroborate those of Bazaba et al (12), which evaluate water loss of soccer in a hot and humid environment. High water loss in soccer resulted in a decrease in match intensity. Exercise-induced low

hydratation resulted in increased plasma volume reduction (10 ; 13). When body temperature increases during exercise, it increases the rate of dehydration (14). In aggressive conditions, the athlete's body is faced with a problem of arterial blood flow, which must deliver oxygen to active muscles, while skin blood flow must also be increased to maintain core body temperature by increasing sweating. A competition takes place between these two major needs: that of motor performance and that of central thermal regulation. Normally, in order to avoid fatal hyperthermia, the need for thermal regulation takes precedence, which explains the collapse of performance by lowering muscle blood flow (15).

Moreover, dehydration alone does not justify this drop in intensity of the match. Other factors are associated, in particular the disruption of stress-related hormones and those involved in the hydromineral balance. The progressive drop in cortisol levels one hour after the match in a hot environment indicate an adaptive mechanism of the body to recovery for the reconstitution of energy reserves (16). According to Hoffman al (17), changes in cortisol concentration after exercise appear to be affected by several mechanisms. These include stimulation of the sympathetic nervous system, an increase in body temperature and lactate accumulation. The results are according with those obtained by these authors. A study conducted on blood cortisol concentration in male cyclists showed that cortisol levels are higher in the morning than in the evening (18). They considered the adrenal cortex response in men as necessary with positive effects in adaptation to stress (19). In this study, we also measured catecholamines before and after match in order to identify their effect on physical performance during match in warm environment. The results obtained show an increase in catecholamines at the end of match with a significant difference. During physical exercise, catecholamines induce physiological changes in the body, including an increase in heart rate (20). Some authors do not find any difference between the values before and after physical exercise of catecholamines (21). On the other hand, others observed a decrease in basal noradrenaline values during exercise. Several methodological factors may help to explain the discrepancies in the results, such as the timing of blood sampling and the intensity of exercise (22). According to Kraemer et al (23), catecholamines are elevated when blood is drawn immediately at the end of exercise. The high concentrations of catecholamines measured at the end of the match lead to a significant increase in the physiological stress responsible for the decrease in intensity (24). In this study, adrenaline and norepinephrine values increased significantly and a decrease in match intensity was also observed (25). In addition, there was an alteration of the aerobic energy system during the match. These results are also according with the study showing that a decrease in match intensity is accompanied by a slight decrease in the contribution of the aerobic energy system especially (26).

In addition, the hormones involved in hydromineral balance were measured before and after football match in order to understand renal function during the match. The results show an increase in vasopressin values and a decrease in aldosterone after match in hot and humid environment with a significant difference. The antidiuretic hormone (ADH), also called vasopressin, is involved in the reabsorption of water by the body. This hormone plays a important role in regulating blood volume and water concentration in the body. The increase in vasopressin and aldosterone observed in this study can be explained by a high water loss in players of more than 3%. This results in reduced blood flow to many organs (27). The reduction in renal blood flow induces transitory dysfunction in the kidney (28). Our results are corroborate those of the literature (29 ; 30).

6. CONCLUSION:

Cortisol and catecholamines varied positively during the match in the heat. The secretion of these hormones is naturally linked to thermal and physiological stress. This stress which is felt by the footballer before the match can be incriminated in the determination and commitment of the footballer to achieve a good performance. The antidiuretic hormone and aldosterone, hormones of the hydromineral balance, also experienced a transitory disruption. These results provide a better understanding, from physiological and hormonal mechanisms responsible for the decrease in the performance of footballers in hot environment.

Conflict of Interest: None

Contribution of the authors

Realization of the study: JM. BAZABA KAYILOU, Judith F. AHOUNOU AÏKPE

Statistical analysis: H. B. AKAKPO, L.M. KOTIN

Writing of article: JM. BAZABA KAYILOU, Judith F. AHOUNOU AÏKPE

Supervision: Joachim D. GBENOU and Pierre H. DANSOU

REFERENCES :

1. Racinais S, Alonso JM, Coutts AJ, Flouris AD, Girard O, Gonzalez-Alonso J, et al. Consensus recommendations for training and competition in the heat. *Sports Med.* 2015; 45: 925-938. doi: 10.1007 / s40279-015-0343-6.
2. Taylor NA. (2014). Adaptation of human warmth. *Compr Physiol.*; 4: 325-365. doi: 10.1002 / cphy.c130022.
3. Gill SK, Teixeira A., Rama L et al. (2015). Circulatory endotoxin concentration and cytokine profile in response to exercise-induced heat stress during multi-stage ultra-marathon competition. *Examination of exercise immunology.*; 21 : 114-128.
4. Doclos M, Ben Ezzeddine-B L. (2004). Effects of regular physical activity on hormones. *Biology and Health.*;4 :1-21
5. Vigan JS. Ahoui HFA. Ehoue CEP. Bigot W. Agbodjogbe WM. Tia KA. Sabi BL. Agboton. Dansou P. Bigot A. (2017). Kidney disturbances in soccer players during a series of two matches in West Africa. *Nephrology & Therapeutics.*; 13(5) : 378
6. Major MJ, Delves SK. Woods DR. Britland SE , Macconnachie L , Allsopp AJ , Brett SJ , Fallowfield JL , Boos CJ. (2018). Heart Rate Variability and Plasma Nephries in the Assessment of Heat Acclimatization Status. *Eur J Appl Physiol .*; 118 (1): 165-174. doi: 10.1007 / s00421-017-3758-y
7. Sawka MN, Burke LM, Eichner ER, et al. (2007). American College of Sports Medicine. American College of Sports Medicine position stand. Exercise and fluid a. replacement; 39: 377–90
8. Galbo H. (2001). Influence of aging and exercise on endocrine function. *Int J Sports Nutr Exer Metab*; 11:49-57
9. Audram M, Guezennec CY, Hermine O. (2010). Hematological parameters, what interpretation? CNOSE Round Table 2006 Meeusen R., Roelands B. Central fatigue and neurotransmitters, can thermoregulation be manipulated? *Scand J Med Sci Sport.*; 20(Suppl3): 19-28.
10. Chevront SN , Carter R III , Sawka MN. Performance de l'équilibre des fluides et de l'endurance. *Curr Sports Med Rep.* 2003; 2: 202-8.
11. Chevront SN, Kenefick RW. (2014). Dehydration: physiology, assessment, and performance effects. *Compr Physiol*,4(1): 257-285. Doi:10.1002/cphy.c130017
12. Bazaba KJM, Boussana A, Ahounou AJF, Dansou HP, Gbenou JD. (2020). Physiological responses per playing position of elite soccer players during a challenging match in a hot and humid environment. *Int. J. Biol. Chem. Sci.*; 14(4): 1273-1281.
13. Mohr M, Mujika I, Santisteban J, Randers MB, Bischoff R, Solano R, Hewitt A, Zubillaga A, Krstrup P. (2010) .Examination of fatigue development in elite soccer in a hot environment: a multiexperimental approach. *Scand J Med Sci Sports*, 20(3): 125-132. Doi:10.1111/j.1600-0838.2010.01217.x.
14. Casa DJ, Stearns RL, Lopez RM, Ganio MS, McDermott BP, Walker Yeargin S, Yamamoto LM, Mazerolle SM, Roti MW, Armstrong LE, Maresh CM. (2010). Influence of hydration on physiological function and performance during trail running in the heat.; 45(2):147-56. doi: 10.4085/1062-6050-45.2.147.
15. Laurent Grélot. (2019). Doha World Athletics Championships: when climate ruins performance and threatens athletes. Aix-Marseille University.
16. Richards R , Richards D , Schofield PJ , Ross V , Sutton JR. (2014). Practical strategies for the prevention and treatment of heat-related discomfort. *Can Fam Physician.*; 60(8): e392-e394.
17. Hoffman JR, Kang J, Ratamess, NA and Faigenbaum, AD. (2005). Biochemical and hormonal responses during an intercollegiate soccer season. *Med Sci Sports Exercise.*; 37: 1237-41.
18. Alan Lins Fernandes, João Paulo Lopes-Silva, Rômulo Bertuzzi, Dulce Elena Casarini, Danielle Yuri Arita, David John Bishop et al. (2014). Effect of time of day on performance, hormonal and metabolic response in a 1000 M cycling time trial. *PLoS One.*; 9(10): e109954.
19. Gabbett TJ, Jenkins DG, Aberethy B. Relative importance of physiological, anthropometric, and skill qualities to team selection in professional rugby league. *J Sports Sci.* 2011; 38(12): 344-350
20. Fleshner M, Campisi J, Amiri L, Diamond DM. (2004). Cat exposure induces both intra- and extracellular HSP72: the role of adrenal hormones. *Psychoneuroendocrinology.*; 29(9): 1142-1152.
21. Stults-Kolehmainen MA, Bartholomew JB, Sinha R. (2014). Chronic psychological stress odd recovery of muscular function and somatic sensations over a 96-hour period. *J Strength Cond Res.*; 28(7): 2007-17.
22. Meeusen R , Roelands B. (2010). Central fatigue and neurotransmitters, can thermoregulation be manipulated? *Scand J Med Sci Sport.*; 20(Suppl3): 19-28.
23. Kraemer WJ, Ratamess NA. (2005). Hormonal responses and adaptations to resistance exercise and training. *Sports Med.*; 35: 339-361.

24. Zouhal H, Lemoine Morel S, Mathieu ME, et al. (2013). Catecholamines and obesity: effects of exercise and training. *Sports Med.*; 43(7): 591-600.
25. Braken RM, Brooks S. (2010). Plasma catecholamine and nephrite responses following 7 weeks of sprint cycle training. *Amino Acids.*; 38: 1351-9.
26. Hill DW, Borden DO, Darnaby KM, Hendricks DN, Hill CM. (2019). High-intensity interval training for health benefits and care of cardiac diseases - The key to an efficient exercise protocol. *World J Cardiol.*; 11(7): 171-188.
27. Goffi E, Niensens H. (2006). Can you play sports if you have chronic kidney failure, dialysis or transplant? *AIRG-En Info Med.*; <http://www.airg-france.org>:1-4-4.
28. Poortmans JR, Ouchinsky M. (2006). Glomerular filtration rate and albumin excretion after maximal exercise in aging sedentary and active men. *J Gerontol Biol Sci Med Sci.*; 61: 1181-
29. Bazaba KJM, Judith F. Ahounou AJF, Godonou JB, Gbenou JD, Dansou HP (2020). Metabolic Data of Elite Footballers during a Tough Match in Hot and Humid Environment *American Journal of Medical Sciences and Medicine.*; 8(3): 120-123. Doi :10.12691/ajmsm-8-3-4
30. Knechtle B, N P Hernández Morales, E Ruvalcaba González, A A Aguirre Gutierrez, J Noriega Sevilla, R Amezcua Gómez, A R Estrada Robledo, A L Marroquín Rodríguez, O Salas Fraire, J L Andonie, L C Lopez, G Kohler and T Rosemann. Effet d'un triathlon d'ultraendurance multi-étapes sur aldostérone, vasopressine, eau extracellulaire et des électrolytes urinaires. *Scott Medecal J.* 2011; 57(1): 26-32.