

Impact of Climate Change on Cereal Yield and Production in the Sahel: Case of Burkina Faso

Shéïtan Sossou^{1*}, Charlemagne Babatounde Igue² and Moussa Diallo³

¹*Faculty of Economics and Management, Cheikh Anta Diop University of Dakar, Senegal.*

²*Faculty of Economics and Management, University of Abomey Calavi, Cotonou, Benin.*

³*Wascal Graduate Research Program in Climate Change Economics, Faculty of Economics and Management, Cheikh Anta Diop University of Dakar, B.P. 5683 - Dakar-Fann, Senegal.*

Authors' contributions

This work was carried out in collaboration among all authors. All authors read and approved the final manuscript.

Article Information

DOI: 10.9734/AJAEES/2019/v37i430288

Editor(s):

(1) Dr. Sailendra Narayan Goswami, Agriculture, Natural Resource Management, Government of Assam, India.

Reviewers:

(1) Elisha Akech Ochungo, University of Nairobi, Kenya.

(2) G. Poyyamoli, Pondicherry University Puducherry, India.

Complete Peer review History: <http://www.sdiarticle4.com/review-history/53835>

Received 12 November 2019

Accepted 17 January 2020

Published 25 January 2020

Original Research Article

ABSTRACT

Climate change is one of the biggest challenges of the 21st century. It affects all countries in the world, especially Sahelian countries in Africa. This paper aimed at evaluating the impact of climate change on cereal yield in Burkina Faso. The ordinary least squares (OLS) was applied to time-series data from 1991 to 2016 collected on the World Bank website. The results have shown that temperature adversely affects yield and cereal production, while precipitation has positive effect. An increase in rainfall of 1 millimetre would increase cereal production by 385 tons in the long term and 252 tons in the short term. In the same, an increase in rainfall of 1 millimetre would increase agricultural yield by 9 kg per hectare in the long term. However, in the short term, an increase in temperatures of 1°C would result in a decrease in cereal production and agricultural yield of 134748 tons and 72 kg per hectare, respectively. However, in the long term, a rise in temperatures of 1°C would result in a decrease in cereal production and cereal yield of 154 634 tons and 1074 kg per hectare, respectively. Besides, the results indicate that the emission of carbon dioxide (CO₂) has no significant effect on yield and cereal production. Implementing effective adaptation strategies, such as access to improved seed, introduce smart agriculture in the system of cereal in Burkina Faso and increasing irrigation infrastructure could reduce the cereal production's vulnerability to climate shocks.

*Corresponding author: E-mail: sossousheitan@gmail.com, sheitan.sossou@ucad.edu.sn;

Keywords: Climate change; cereal production; cereal yield; Burkina Faso.

JEL Code: Q54, N57, Q19.

1. INTRODUCTION

One of the biggest challenges of this century is climate change, which affects almost every country in the world with disastrous consequences for livelihoods [1] and [2]. Mainly is due to human activities, particularly industrial activities that lead to a high rate of emission of greenhouse gases into the atmosphere [3]. This causes global warming and frequents extremes climate such as drought and the flood.

Although Africa contributes only marginally to global pollution (10%), it is most affected by climate change [4] and [5]. The Intergovernmental Panel on Climate Change forecasts a decline in agricultural productivity from 21 to 9 per cent in sub-Saharan Africa by 2080 [6]. Climate change effects are particularly severe in Sahelian countries. Roudier [7] indicated that the Sudano-Sahelian countries (located in the North of West Africa) could experience a loss of agricultural yields higher (18%) compared to the countries located in South-West Africa (11%). [8] and [9], argued that Burkina Faso and Niger could experience a loss in agricultural production of 19.9% and 30.5% respectively by 2050.

Also, the agricultural system that prevails in most African countries remains rain-fed, therefore highly depend on climatic conditions [10]. It explains the relatively high sensitivity of the agricultural sector to climate change [11]. The vulnerability of this sector is linked to the increase of temperature and the decrease in rainfall. Between 1991 and 2016, the temperature increased from 23.16°C in January 2008 to 33.83°C in April 2016 and rainfall dropped from 290.26 mm in August 1994 to 144.11 mm in September 2016 in Burkina Faso [12].

Empirical studies are almost agreed on the sensitivity of agriculture to climate change. Mohamed [13] analysed climate variability on millet production in Niger and found that this issue can cause a decline in millet production of 13% by 2025. [14] showed that climate and price variability negatively affect household income and food security in Ethiopia and Ghana. Similarly, in Malawi, the work of [15] indicated that changes in temperature and precipitation are not favorable for agricultural activities.

In a recent study, [16] showed that the concentration of CO₂ negatively influences agricultural production in Benin. In Burkina Faso, [17] showed that climate change has a negative impact on the agricultural sector. The author concludes that the impact of temperature on-farm income is -19.9 \$ USD per hectare, while that of rainfall is + 2.7 \$ USD per hectare. Besides, the author reveals that when rainfall increases by 1%, farm income increases by 14.7% while an increase in temperature of 1% leads to a decrease in agricultural income of 3.6%.

Agricultural sector sensitivity to climate change has been widely discussed in West Africa, but there are still few studies on the vulnerability of agriculture in Burkina Faso. This paper assessed the impact of climate change on cereal yield and cereal production in Burkina Faso. The ordinary least squares (OLS) was applied to time-series data from 1991 to 2016 collected on the World Bank website. The results show that climatic variables such as temperature and precipitation significantly affect cereal yield and cereal production in Burkina Faso. Precipitation positively effects while temperature negatively effects. Results also indicate that the emission of CO₂ has no significant effect on cereal yield and cereal production.

The next step of the paper presents an empirical literature review, followed by research method. Results and discussion come after, and the conclusion ends the paper.

2. EMPIRICAL REVIEW

Climate change has been a frequent subject in several fields of research. Economics researchers have analysed the impact of climate change on agricultural incomes through production or agricultural output.

Concerning the impact on farm incomes, most authors conclude that climate change tends to reduce agricultural incomes, particularly in Africa, where dependence on agriculture is relatively high. Wossen et al. [14] conducted a study in Ethiopia and Ghana and argue that climate and price variability would negatively affect income and food security. They propose several adaptation strategies such as improving the supply of credit to production, access to improved seeds and increasing irrigation

infrastructure. Similarly, [17] in Burkina Faso indicated that climate change is having a negative impact on the agricultural sector. According to him, the country's agricultural sector is susceptible to rainfall variations. The impact of temperature on-farm income is -19.9 \$ USD per hectare, while rainfall is about + 2.7 \$ USD per hectare. In addition, a 1% increase in rainfall leads to an increase in agricultural income of 14.7% while a 1% rise in temperatures leads to a decrease in agricultural income of 3.6%. The author finally reports that an increase in temperature of 5°C could cause to farmers losing 93% of their income, while a decrease in rainfall of 14%, farmers risk losing all their income.

Most studies established a relatively negative link between climate change and agriculture at the global level, in Asia as well as in Africa. These studies confirmed the vulnerability of the agricultural sector to climate change. Ding et al. [18] used data from 109 countries to assess the impact of climate change on fisheries and food security. They indicated that developing countries in Africa, in Asia, in Oceania and Latin America are the most vulnerable to climate change. Raymundo et al. [19] also analysed the impact of climate change on global potato production. Their results indicate that a high concentration of CO₂ in the atmosphere and an increase in temperature would cause a downward trend in tuber production. Also, forecasts of global tuber production are worrying, ranging from a 6% drop by 2055 to a 26% decrease by 2085.

Intergovernmental Panel on Climate Change points out that the impact of climate change on agriculture varies from place to place. In temperate regions, moderate global warming (temperature increase of 1 to 3°C) would positively affect agricultural yield while in tropical regions, it would negatively affect cereal production [6]. However, warming above 3°C would have negative effects on agricultural production. Sarker et al. [4] showed that the average maximum temperature has a negative impact on rice production while the average minimum temperature is favorable for rice production Bangladesh.

In Asia, [3] showed that food production and consumption lead to significant greenhouse gas emissions that affect the environment, which in turn affects agricultural yields. Similarly, [20] reported that climate change disturbs the quantity and quality of water, which affects food

production. Xie et al. [2] found that climate change would cause a drop in wheat yield of 9.4% by 2050 in China. In the same way, [21] confirmed the persistent effects of climate change in China. Using a Cobb-Douglas production function, the authors concluded that climate change is having an increasingly severe impact on China's water resources and grain production.

In Africa case, [22] showed that by 2050, agricultural yields would fall by 8% on average due to climate change. According to these authors, cereals like wheat, maize, sorghum and millet will decline by 17%, 5%, 15% and 10% respectively. Schlenker and David [23] analysed the impacts of climate change on agriculture and found that climate change has contributed to lower production of maize, sorghum, groundnut, millet and cassava, respectively. 22%, 17%, 18%, 17% and 8% in SSA. Warnatzsch and David [15] showed that changes in temperature and precipitation are not favorable for agricultural activities in Malawi.

Most studies in West Africa indicate that climate change does affect countries in the same way. Indeed, the Sahelian countries are more vulnerable to the phenomenon. Roudier et al. [7] indicated that the Sudano-Sahelian countries (located in the North of West Africa) could experience a loss of agricultural yield (18%) higher compared to the countries located in South-West Africa (11%). Moreover, according to the work of [8] and [9], Burkina Faso and Niger are likely to experience a loss of agricultural production of 19.9% and 30.5% respectively on the horizon 2050. Similarly, by studying the impact of climate variability on millet production in three major producing regions of Niger, [13] showed that climate change would lead to a 13% decline in millet production by 2025.

In conclusion, this empirical work highlights the vulnerability of agriculture to climate change, particularly in Africa. The impacts of climate change on cereal production would be particularly pronounced in Sahelian countries [24].

3. METHODOLOGY

3.1 Framework of Study

Burkina Faso is a landlocked country in West Africa, bordered on the North by Mali, on the South by Ghana and Togo, on the East by Niger, on the South-East by Benin, and the South. West

by Ivory Coast. Covering an area of 274,200 km², this country has a total inhabitant of 19,751,535 in 2018 (WDI, 2019). Three climatic zones characterise this country (see Fig. 1) namely (i) the Sudanian zone to the South, (ii) the Sudano-Sahelian zone going from East to West and (iii) the Sahelian zone to the North.

The Sudano-Sahelian zone is much larger than the other two climatic zones.

3.2 Data

Our data was the time series from 1991 to 2016 collected on the World Bank website.

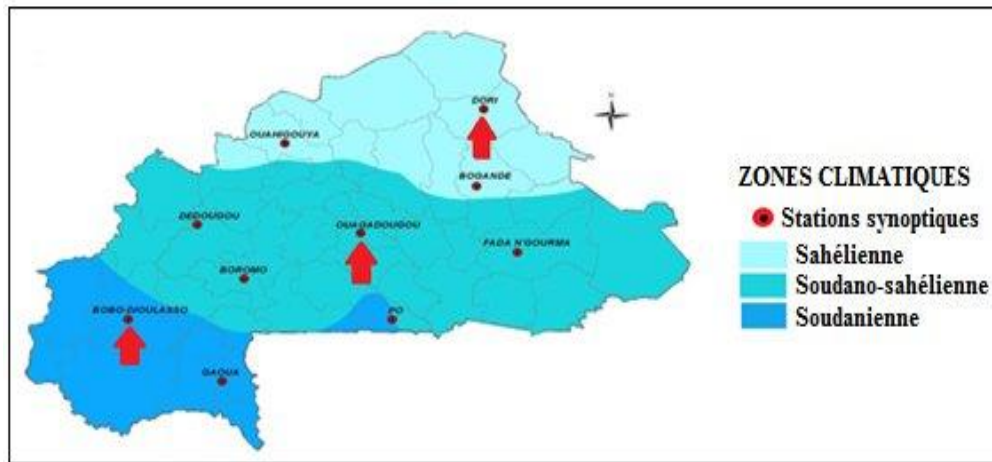


Fig. 1. Map of climatic zones in Burkina Faso

Source: [25]

3.3 Methodological Approach

The Cobb-Douglas production function [21] was used to show that climate change is having an increasing impact on forest resources, water and grain production and to assess the impact of climate change (temperature, precipitation and carbon dioxide (CO₂) emissions) on cereal yield and cereal production in Burkina Faso. The mathematical form of this function is as follows:

$$Y = \lambda_0 + \lambda_1 F + \lambda_2 Z + \mu \quad (1)$$

Where **Y** captures cereal production or agricultural yield, **F** captures the linear relationship between production and climate, **Z** represents control variables such as rainfall squared, temperature squared and factors of production, are parameters to estimate then μ represents the error term of the model. The quadratic terms of the model capture the non-linear relationship between production and climate.

The empirical models that will be tested in this research are as follows:

Model 1: Agricultural Performance Model

$$CY_t = \alpha_0 + \alpha_1 RF_t + \alpha_2 TEM_t + \alpha_3 CO_2_t + \alpha_4 (RF_t)^2 + \alpha_5 (TEM_t)^2 + \alpha_6 RPG_t + \alpha_7 GRCL_t \varepsilon_t \quad (2)$$

Model 2: Cereal Production Model

$$PROD_t = \alpha_0 + \alpha_1 RF_t + \alpha_2 TEM_t + \alpha_3 CO_2_t + \alpha_4 (RF_t)^2 + \alpha_5 (TEM_t)^2 + \alpha_6 RPG_t + \alpha_7 GRCL_t \varepsilon_t \quad (3)$$

Where **CY** (Cereal Yield): is the cereal yield expressed in kilograms (kg) per hectare (ha). It is calculated based on dry grain harvests only like rice, maize, sorghum and millet. This variable represents the dependent variable of the first model.

PROD is the cereal production of Burkina Faso expressed in metric tons. This variable represents the second model dependent variable and refers to dry grain crops only.

RF is the average annual rainfall expressed in millimetre (mm). This variable measures the amount of precipitation recorded annually in Burkina Faso.

TEM is the average annual temperature expressed in degrees Celsius. This variable represents the average of the minimum and maximum temperatures recorded annually in Burkina Faso.

CO₂ is the average amount of carbon dioxide emitted annually in Burkina Faso. It is expressed in kiloton (kt). It takes into account carbon dioxide emissions from the use of fossil fuels or cement manufacturing. It also includes carbon dioxide produced during the consumption of solid, liquid or gaseous fuels.

RF² is the square of the rainfall. This variable makes it possible to test the non-linear relationship that could exist between production and climate.

TEM² is the square of the temperature. This variable also makes it possible to test the non-linear relationship that could exist between production and climate.

RPG (*rural population growth*): is the growth rate of the rural population expressed as a percentage. The rural population represents people living in rural areas. It is calculated by subtracting the total population from the urban population.

GRCL (*growth rate of cereal land*): is the area of land devoted to cereal production. It is expressed in hectare and refers to dry grain crops only such as rice, maize, sorghum and millet.

The estimation strategy consists, firstly, in the application of standard unit root and cointegration tests, and then in estimating the empirical models using ordinary least squares (OLS).

4. RESULTS AND DISCUSSIONS

4.1 Descriptive Analysis

Table 1 presents the descriptive statistics of the variables used in the two models to estimate the

impact of climate change on cereal production in Burkina Faso. The data are annual and cover the period from 1991 to 2016 except the data on the emission of carbon dioxide (CO₂), which lasts in 2012. In Burkina Faso, the average CO₂ emissions are about 34 280.9 kilotons per year, and the cereal yield produced remained low 989 kilograms (kg) per hectare (ha). Cereal production varies between 2 and 4 million of tones with an annual average of 3,325,844 tones. The rural population is 2.18% of the total population. The cultivated area of cereal crops is 3,314,568 hectares. In this country, on average, rainfall and temperature are respectively 798.97 millimetre (mm) and 28.69 degrees Celsius (°C) with a respective maximum value of 941.86 mm and 29.13°C.

Referring to Fig. 2, the country has two (02) seasons (rainy season and dry season). The rainy season lasts about 4 months, from May-June to the end of September or beginning of October and the dry season lasts about 8 months, between October and the end of April, or even May in the North region (totally desert region). Overall, the country is characterized by a relatively high atmospheric temperature throughout the year. It is often warmer in the North than in the South.

Fig. 3 reports the evolution of rainfall and temperature. Rainfall highly varies over time. When we take a look at the figure reporting the temperature, we can acknowledge that there is an increase in temperature over the period.

4.2 Results of the Unit Root Test

Table 2 contains the test of stationarity. To avoid fallacious regressions, it is necessary to check the property of stationarity or not of the variables. To do this, several unit root tests can be used, such as the Phillips-Perron test (PP), the Augmented Dickey-Fuller test (ADF) and the Kwiatkowski, Philips, Schmidt and Shin test (KPSS). In this study, we use the Augmented Dickey-Fuller (ADF) to test stationarity of the variables. Overall all variables are stationary in level except the emission of carbon dioxide (CO₂) and the growth of the rural population, which are stationary in first difference.

4.3 Johansen Cointegration Test Results

Since not all our variables are integrated in the same order, we use the Johansen cointegration test, which has the merit of applying to all cases. Indeed, [26] proposes maximum likelihood

estimators to test the cointegration of series. It performs a cointegration rank test. As shown in Table 3, the RF variable is cointegrated to the PROD variable at 5% threshold. Then, we can deduce that climatic variables are cointegrated at cereal production at the 5% threshold.

4.4 Empirical Results

The empirical results present both long-term and short-term results.

4.4.1 Long-term dynamics

Table 4 presents the long-term dynamics of the impact of climate change on both cereal yield and cereal production in Burkina Faso. Columns

(1) and (2) present the results for cereal yield (model 1) and columns (3) and (4) present the results for cereal production (model 2). Columns (2) and (4) contain the results of the quadratic variables introduced in the models in order to test the non-linearity of the relationship between climate and production. The Fisher test analysis indicates that the model is globally significant at 5% level. The R squared is about 0.33 in the first two columns and 0.84 in the last two columns. The grain production model shows a better quality of fit with the agricultural yield model. The quadratic variables are not significant, and one can thus deduce that in the long term, the relation between the climate and the production is linear in Burkina Faso.

Table 1. Descriptive statistics

Variables	Years	Number of Observations	Min	Max	Mean
RF	1991-2016	26	676.83	941.86	798.97
TEM	1991-2016	26	28	29.13	28.70
PROD	1991-2016	26	2013552	4898544	3325844
CY	1991-2016	26	704.5	1225.8	988.77
CO ₂	1991-2012	22	11859.68	50062.48	34280.9
RPG	1991-2016	26	1.96	2.44	2.18
GRCL	1991-2016	26	2661349	4291496	3314568

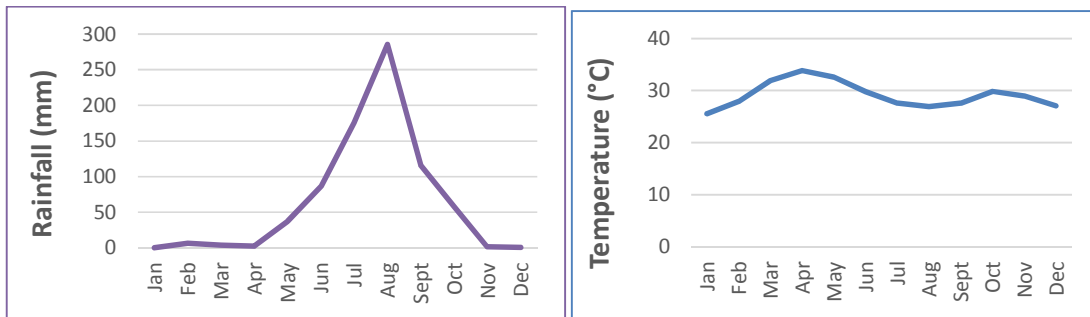


Fig. 2. Evolution of rainfall and temperature in Burkina Faso in 2015

Source: [12]

Table 2. Increased dickey-fuller unit root test results

Variables	Level		First difference		Decision
	ADF	PROB	ADF	PROB	
PROD	-5.75 [3]	0.0004			I(0)
RF	-6.98 [3]	0.0000			I(0)
TEM	-4.72 [3]	0.0047			I(0)
CO ₂	0.24 [1]	0.746	-5.90 [3]	0.0006	I(1)
RPG	-0.68 [1]	0.411	-2.76 [2]	0.0779	I(1)
GRCL	-4.41 [3]	0.0093			I(0)

Note: ADF: Augmented Dickey-Fuller, [1]: Model without constant or deterministic trend; [2]: Constant model with no deterministic trend; [3]: Model with the constant and deterministic trend

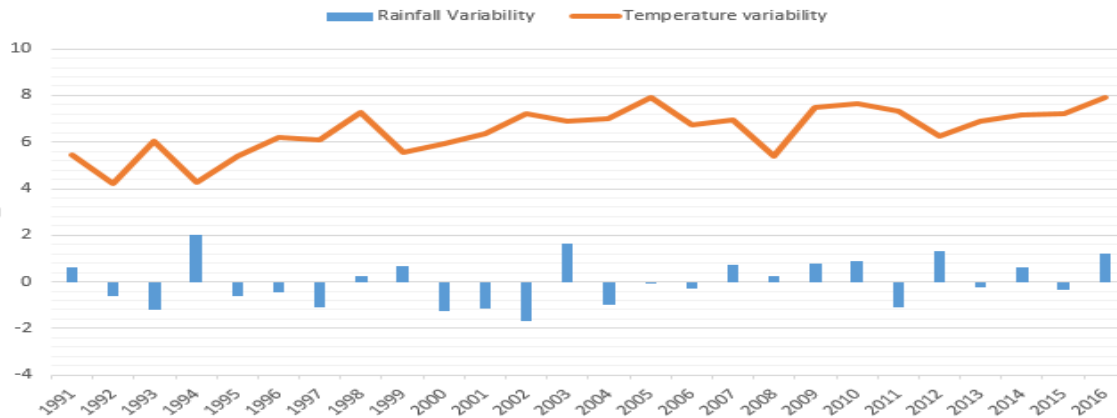


Fig. 3. Evolution of rainfall variability and temperature in Burkina Faso
Source: [12]

Table 3. Johansen cointegration test

Variables	Hypothesis	Eigen-value	Statistic	Critical value	Prob
PROD RF	None	0.53	18.56**	15.49	0.016
	At most 1	0.02	0.40	3.84	0.527
PROD TEM	None	0.31	9.16	15.49	0.35
	At most 1	0.02	0.38	3.84	0.53
PROD CO ₂	None	0.26	6.57	15.49	0.63
	At most 1	0.03	0.53	3.84	0.47
PROD RPG	None	0.24	6.89	15.49	0.59
	At most 1	0.02	0.46	3.84	0.50
PROD GRCL	None	0.40	12.66	15.49	0.13
	At most 1	0.01	0.31	3.84	0.57

* indicates significance at the 10% threshold, ** significance at the 5% threshold and *** significance at the 1% level

Table 4. Long-term dynamics

	Model 1 Cereal Yield (CY)		Model 2 Cereal production (PROD)	
	(1)	(2)	(3)	(4)
Rainfall (RF)	0.108	9.17*	384.70*	27316.58
Temperature(TEM)	64.88	-1073.74*	-154634.2*	8854889
CO ₂	0.00003	-0.0004	-0.4227	-1.64
GRCL	0.00013	0.0001	1.437***	1.46***
RPG	-132.12	-192.38	-389242	-553166.8
RF ²		-0.005		-16.70
TEM ²		-18.08		-153452.7
Cons	-1111.68	-18682.82	-5380150	-1.39E+08
R ² ajusté	0.33	0.32	0.84	0.83
Obs	22	22	22	22

* indicates significance at the 10% threshold, ** significance at the 5% threshold and *** significance at the 1% level

Climate variables (precipitation and temperature) are significant at 10% level. Precipitation positively affects production and yield with coefficients of 384.70 and 9.17, respectively. Thus, an increase (or decrease) in rainfall of 1

millimetre would result in an increase (or decrease) in cereal production and cereal yield of 385 tons and 9 kg per hectare, respectively. Temperatures negatively affect production and yield with coefficients of -154,634.2 and -1073.74

respectively. It can, be concluded that an increase (or decrease) in temperatures of 1°C would result in a decrease (or increase) in cereal production and agricultural yield of 154 634 tons and 1074 kg per hectare, respectively.

Besides, the emission of carbon dioxide (CO₂) has a negative sign but not significant. On the other hand, the area planted affects positively and significantly the cereal production. Indeed, since most African households practice extensive agriculture, the more the area planted increases, the more production increases.

4.4.2 Short-term dynamics

Table 5 below presents the short-term dynamics of the impact of climate change on the agricultural sector in Burkina Faso. Indeed, the coefficients associated with the standard error of the yield and output models are significantly negative and less than unity in absolute value. This justifies the validity of an error correction model.

In the short term, the relationship between climate change and production is linear in Burkina Faso because the quadratic variables are not significant. However, temperatures and precipitation are significant at the 10% threshold in the production model (model 2), but only the temperatures are significant in the model for yield (model 1). In the short term, rainfall positively affects production with a coefficient of 251.70. It can, therefore, be concluded that an increase (or a decrease) in rainfall of 1 millimetre would increase (or decrease) cereal production by 252

tons. Temperatures negatively affect production and yield with coefficients of -134748.3 and -72.39 respectively. Thus, an increase (or decrease) in temperatures of 1°C would result in a decrease (or increase) in cereal production and agricultural yield of 134748 tons and 72 kg per hectare, respectively.

Also, the emission of carbon dioxide (CO₂) and the growth of the rural population do not have any significant effect on either production or yield. However, the area planted affects positively and significantly the cereal production in Burkina Faso.

4.5 Discussion of Results

Burkina Faso's cereal cultivation is highly sensitive to climate change. Rainfall positively affects agriculture. An increase in rainfall of 1 millimetre would increase cereal production by 385 tons in the long term and 252 tons in the short term. Similarly, an increase in rainfall of 1 millimetre would increase agricultural yield by 9 kg per hectare in the long term. Our results are contrary to those of [2] who indicated that climate change strongly affects agricultural production. Similarly, our results are contrary to those of [21] who used a Cobb-Douglas production function to show that climate change is having an increasingly severe impact on water resources and cereal production in China. In addition, our results show that rainfall does not significantly affect crop yield in the short term. These results confirm those of [16] who indicated that rainfall has no significant effect on cereal production in Benin.

Table 5. Short-term dynamics

	Model 1		Model 2	
	Cereal Yield D(CY)		Cereal production D(PROD)	
	(1)	(2)	(3)	(4)
D(RF)	0.2016	9.17	251.70*	29454.14
D(TEM)	-72.39*	1073.74	-134748.3*	8777553
D(CO ₂)	-0.0029	-0.0004	-9.0231	-1.24
D(GRCL)	7.93E-05	0.0001	1.3086***	1.47***
D(RPG)	143.44	-192.38	216850	-559677.6
D(RF ²)		-0.005		-18.05
D(TEM ²)		-18.08		-152298.8
Erreur (-1)	-0.1115***		-0.083***	
Cons	7.69	-18682.82	20751.97	-1.39E+08
R ² ajusté	0.37	0.32	0.75	0.81
Obs	21	21	21	21

* indicates significance at the 10% threshold, ** significance at the 5% threshold and *** significance at the 1% level

Our results indicate that temperature adversely affects yield and cereal production in both the long term and the short term. In the short term, a rise in temperatures of 1°C would result in a decrease in cereal production and agricultural yield of 134748 tons and 72 kg per hectare, respectively. However, in the long term, a rise in temperatures of 1°C would result in a decrease in cereal production and agricultural yield of 154 634 tons and 1074 kg per hectare, respectively. Our results are consistent with those of [22] who indicate that by 2050, the increase in temperatures would lead to a decline in agricultural yields of 8% in both Africa and South Asia. In Africa, decreases would be in the order of 17%, 5%, 15% and 10% respectively for wheat, maize, sorghum and millet. Similarly, our results confirm those of [27] who indicated that cereal yield is sensitive to temperature in Benin. However, our results are contrary to those of [4] who indicated that the minimum average temperature is favorable for rice production in Bangladesh.

Carbon dioxide (CO₂) emissions have a negative but not significant in both situation the long term and the short term. These results go against [16] result, they argued that the concentration of carbon dioxide (CO₂) significantly affects agricultural production in Benin. However, our results are in line with [19] results. They concluded that a high concentration of carbon dioxide (CO₂) in the atmosphere and an increase in temperature would cause a drop in world production of tubers of 26%.

5. CONCLUSION

This paper assessed the impact of climate change on cereal yield and cereal production in Burkina Faso. Sahelian countries are the most vulnerable countries to the effects of climate change in Africa. The ordinary least squares (OLS) was applied to time-series data from 1991 to 2016 collected on the World Bank website. The results show that climatic variables such as temperature and precipitation significantly affect cereal yield and cereal production in Burkina Faso. Precipitation positively effects while temperature negatively effects. The long-term effects are higher than those in the short term. Results also indicate that the emission of CO₂ has no significant effect on cereal yield and cereal production. Implementing effective adaptation strategies, such as access to improved seed, introduce smart agriculture in the system of cereal in Burkina Faso and increasing

irrigation infrastructure could reduce the cereal production's vulnerability to climate shocks.

COMPETING INTERESTS

Authors have declared that no competing interests exist.

REFERENCES

1. Erenstein O, Ali A. Assessing farmer use of climate change adaptation practices and impacts on food security and poverty in Pakistan. *Climate Risk Management*. 2017;16:183-194.
2. Xie Wei, Jikun Huang, Jinxia Wang, Qi Cui, Ricky Robertson, Kevin Chen. Climate change impacts on China's agriculture: The responses from market and trade. *China Economic review*, In Press; 2018.
3. Shi Jing, Vivianne H, Visschers M, Noemi Bumann, Michael Siegrist. Consumers' climate-impact estimations of different food products, *Journal of Cleaner Production*. 2018;172:1646-1453.
4. Sarker MRA, Khorshed A, Jeff G. Assessing the effects of climate change on rice yields: An econometric investigation using Bangladeshi panel data. *Economic Analysis and Policy*. 2014;44(4): 405-416.
5. IPCC. Climate change 2014: impacts, adaptation, and vulnerability. Part A: global and sectoral aspects. In: Field, C.B., Barros, V.R., Dokken, D.J., Mach, K.J., Mastrandrea, M.D., Bilir, T.E., Chatterjee, M., Ebi, K.L., Estrada, Y., Genova, R.C., Girma, B., Kissel, E.S., Levy, A.N., MacCracken, S., Mastrandrea, P.R. (Eds.), Contribution of Working Group II to the Fifth Assessment Report of the Intergovernmental Panel on Climate Change. Cambridge University Press, Cambridge, United Kingdom and New York, NY, USA; 2014.
6. IPCC. Climate change 2007: Impacts, adaptation and vulnerability. Contribution of Working Group II to the Fourth Assessment Report of the Intergovernmental Panel on Climate Change. Cambridge: Cambridge University Press. 2007;976.

7. Roudier Philippe, Benjamin Sultan, Philippe Quirion, Alexis Berg. The impact of future climate change on West African crop yields: What does the recent literature say?, *Global Environmental Change*. 2011; 21(3):1073-1083.
8. Mendelsohn R, Dinar A et Dalfelt A. Climate change impacts on African agriculture; 2000.
Available:[http://www.ceepa.co.za/Climate_Change/pdf/\(5-22-01\)afrbckgrndimpact.Pdf](http://www.ceepa.co.za/Climate_Change/pdf/(5-22-01)afrbckgrndimpact.Pdf)
9. Maddison D. The perception and adaptation to climate change in Africa. The World Bank development research group, sustainable Rural and Urban Development Team; 2007.
10. Sultan B, Barbier B, Baron C, Tsogo MBM, Berg A, Dingkuhn M, Fortilus J, Kouressy M, Leblois A, Marteau R, Muller B, Oetli P, Quirion P, Roudier P, Traoré S, etVaksmann M. La question de la vulnérabilité et de l'adaptation de l'agriculture sahélienne au climat au sein du programme AMMA", la météorologie-Spécial AMMA. 2012;5-6.
11. Sultan Benjamin. Les impacts du changement climatique sur l'agriculture en Afrique de l'Ouest. IRD-LOCEAN, Université Pierre et Marie Curie, Paris, disponible à; 2017.
Available:http://otmed.osupytheas.fr/sites/default/files/ancien_site/IMG/pdf/Les_impacts_du_changement_climatique_sur_l_agriculture_en_Afrique_de_l_Ouest_Sultan.pdf
12. World Development Indicators, world Bank data; 2019.
Available:<https://data.worldbank.org/> [Accessed on 19/ 08/ 2019]
13. Mohamed AB, Van Duivenbooden N, Abdoussallam S. Impact of climate change on agricultural production in the Sahel – Part 1. Methodological approach and case study for millet in Niger. *Climate Change*. 2002;54(3):327–48.
14. Wossen Tesfamicheal, Thomas Berger, Mekbib G. Haile, Christian Troost. Impacts of climate variability and food price volatility on household income and food security of farm households in East and West Africa, *Agricultural Systems*. 2018;163:7-15.
15. Warnatzsch Erika A, David S. Reay. Temperature and precipitation change in Malawi: Evaluation of CORDEX-Africa climate simulations for climate change impact assessments and adaptation planning, *Science of The Total Environment*. 2019;654:378-392.
16. HOUNGbedji BC, Diaw A. Analysis on climate change effect on agricultural production in Benin, *Asian Journal of Agricultural Extension, Economics, Sociology*. 2018;24(4):1-12. [Article n°AJAEES.40522]
17. Ouedraogo Mathieu. Impact des changements climatiques sur les revenus agricoles au Burkina Faso. *Journal of Agriculture and Environment for International Development – JAEID*. 2012; 106(1):3-21.
18. Ding Qi, Xinjun Chen, Ray Hilborn, Yong Chen. Vulnerability to impacts of climate change on marine fisheries and food security, *Marine Policy*. 2017;83:55-61.
19. Raymundo Rubí, Senthold Asseng, Richard Robertson, Athanasios Petsakos, Joost Wolf. Climate change impact on global potato production, *European Journal of Agronomy*. 2018;100:87-98.
20. Ruszkiewicz Joanna A, Alexey A. Tinkov, Anatoly V. Skalny, Vasileios Siokas, Efthimios Dardiotis, Aristidis Tsatsakis, Aaron B. Bowman, Joao B. T. da Rocha, Michael Aschner. Brain diseases in changing climate », *Environmental Research*. 2019;177,N°108637.
21. Lu Shibao, Xiao Bai, Wei Li, Ning Wang. Impacts of climate change on water resources and grain production”, *Technological Forecasting and Social Change*. 2019;143:76-84.
22. Knox Jerry, Tim Hess, Andre Daccache, Tim Wheeler. Climate change impacts on crop productivity in Africa and South Asia, *Environmental Research Letters*; 2012.
23. Schlenker Wolfram, David B. Lobell. Robust negative impacts of climate change on African agriculture, *Environmental Research Letters*; 2010.
24. Zhu Lv ZY, Liu X, Ye H, Tian Y, Li F. Climate change impacts on regional rice production in China. *Climatic Change*. 2018;147(3-4):523-537.
25. Kabore B, KAM S, Ouedraogo GWP , Bathiebo DJ. Etude de l'évolution climatique au Burkina Faso de 1983 à 2012 : cas des villes de bobo Dioulasso, Ouagadougou et Dori », *Arabian Journal of Earth Sciences*. 2017;4(2):50-59.

26. Johansen S. Statistical analysis of cointegrating vectors. Journal of Economic Dynamics and Control. 1988; 12:231-254.
27. Nonvide GM, Armel, Porgo M. Effect of climate change on cereal yield: Evidence from Benin and Burkina Faso. Mimeo; 2014.

© 2019 Sossou et al.; This is an Open Access article distributed under the terms of the Creative Commons Attribution License (<http://creativecommons.org/licenses/by/4.0>), which permits unrestricted use, distribution, and reproduction in any medium, provided the original work is properly cited.

Peer-review history:
The peer review history for this paper can be accessed here:
<http://www.sdiarticle4.com/review-history/53835>