

ARTICLE n°2

2. Carlos Agossou, Léopold Djogbe, **Fréjus Sanya** et al. "Proposal of A VCSEL Datasheet Model for Optical Systems simulations". **International Journal of Computer and Information Technology**, Volume 7(5), ISSN: 2279 – 0764, 2018, pp. 219-223.

NOM DE LA REVUE	International Journal of Computer and Information Technology (IJCIT)
REVUE INDEXÉE ET ABSTRACTÉE DANS	<ul style="list-style-type: none">• <i>Electronic Journals Library</i>• <i>CiteFactor Academic Scientific Journals</i>• <i>Directory of Science</i>
SITES WEB	<ul style="list-style-type: none">• https://www.ijcit.com/• https://www.ijcit.com/indexing.php• https://journals.indexcopernicus.com/search/details?id=7147• http://www.citefactor.org/journal/index/3807/international-journal-of-computer-and-information-technology#.W-LfWtVKjU

International Journal of Computer and Information Technology (IJCIT) ISSN : 2279 - 0764

Editorial

Call for Papers

Author's Guidelines

Review Process

Current Issue

Archives

Contact

<http://globalimpactfactor.com/international-journal-of-computer-and-information-technology-ijcit/>

Non sécurisé | globalimpactfactor.com/international-journal-of-computer-and-information-technology-ijcit/

News Updates Publishers can ask the status of their journals after 7 days by mailing at: review.gif@gmail.com



ULI Foundation



International Journal of Computer and Information Technology (IJCIT)

ISSN	2279-0764
Country	India
Frequency	6
Year publication	2012
Website	http://www.ijcit.com/
Global Impact Factor	
2015	0.890

http://rzblx1.uni-regensburg.de/ezeit/detail.phtml?bibid=AAAA&colors=7&lang=en&jour_id=191488

Non sécurisé | rzblx1.uni-regensburg.de/ezeit/detail.phtml?bibid=AAAA&colors=7&lang=en&jour_id=191488



Electronic Journals Library

Journals

- Journal Search
- List by Subject
- List by Title
- List of new EZB journals

Institution

- Contact Person
- Suggest a Journal
- Choose Institution

Information & Service

- About the EZB
- EZB Help
- EZB Services
- Pay per View Offers

Journal [Advanced Search](#)

●○○ International Journal of Computer and Information Technology (IJCIT)

Online Availability: Fulltext freely available


●○○ [To the fulltexts: Vol. 1 , Iss. 1 \(2012\) - ...](#)

General information on the online edition:

Title:	International Journal of Computer and Information Technology (IJCIT)
Subject(s):	Computer Science
Keyword(s):	Informationstechnologie
E-ISSN(s):	2279-0764
ZDB-Number:	2697809-X
Fulltext online since:	Jg. 1, H. 1 (2012)
Homepage(s):	http://www.ijcit.com/archives.php
Type of appearance:	Fulltext, online only

<http://www.citefactor.org/journal/index/3807/international-journal-of-computer-and-information-technology#.W-LfWtVKjIU>

Non sécurisé | www.citefactor.org/journal/index/3807/international-journal-of-computer-and-information-technology#

 Home About Us Impact Factor Publishers Suggest Contact

Categories

Articles **134154**

Journals **19649**

News

[Journal Impact Factor List 2014 \(Now Online !!! \)](#)
Date: 02nd August, 2014


[Real Time Impact Factor](#)
Date: 25th May, 2014

[Getting Your Journal Indexed](#)
Date: 08th May, 2014

[2012 Impact Factor List](#)
Date: 28th April, 2014

International Journal of Computer and Information Technology

International Journal of Computer and Information Technology



URL: <http://ijcit.com>

Keywords: issn:22790764,,International Journal of Computer and Information Technology,Indiajournal

ISSN: 22790764

EISSN:

Subject: Computer Science

Publisher:

Year: 2012

Country: India

Research Paper Indexed by Citefactor - Not Available

Views: 7208

<http://www.directoryofscience.com/site/4547417>

Non sécurisé | www.directoryofscience.com/site/4547417 Wednesday, 7 November, 2018

 **Directory of Science** Home | [Submit Science Site](#) | [Add to Favorite](#) | [Contact](#)

search for go

Category: [Science](#) » [Publications](#) » [Journals](#) [UPDATE URL](#) | [REPORT BROKEN LINK](#)

International Journal Of Computer and Information Technology (IJCIT)

Popularity: Hit: 1190 | Visit: 88

Details

International Journal of Computer and Information Technology (IJCIT) is an international scholarly open access, peer reviewed bi-monthly journal. The journal aims at providing a platform and encourages emerging scholars and academicians globally to share their professional and academic knowledge in the fields of computer science, engineering, technology and related disciplines. IJCIT also aims to reach a large number of audiences worldwide with original and current research work completed on the vital issues of the above important disciplines.

URL: <http://www.ijcit.com/>

Title: International Journal of Computer and Information Technology (IJCIT)

Image: 

Description: The journal aims at providing a platform and encourages emerging scholars and academicians globally to share their professional and academic knowledge in the fields of computer science, engineering, technology and related disciplines.

Category: Engineering - Research - Journal - International - India - Scientific - Computer - Publication - Scholar - Academics - Abstract - Manuscript - Reviewer - Isbn - Information Technology - Open Access - Editorial Board - Call For Paper - Research Paper - Ijcit - International Journal Of Computer And Information Technology - Full Text

Directories

- [Aeronautics and Aerospace](#)
- [Agriculture](#)
- [Anomalies and Alternative Science](#)
- [Astronomy](#)
- [Biology](#)
- [Chats and Forums](#)
- [Chemistry](#)
- [Computer Science](#)
- [Conferences](#)
- [Directories](#)
- [Earth Sciences](#)

- Home
- Editorial
- Call for Papers
- Author's Guidelines
- Review Process
- Current Issue
- Archives
- Contact

News Updates

2018-09-20 11:13 AM Date of Publication (Vol. 7, Issue 5): November 15, 2018

Volume 7 - Issue 5 (September 2018)

#	Article Title
1	Denial-of-Service, Probing, User to Root (U2R) & Remote to User (R2L) Attack Detection using Hidden Markov Models Authors: Ali Alharbi, Sulaiman Alhaidari, Mohamed Zohdy
2	Location Estimation of Unknown Nodes using RSSI Measurement in Wireless Sensor Networks Authors: P. M. Asuquo, K. M. Udofia
3	Proposal of A VCSEL Datasheet Model for Optical Systems simulations Authors: Carlos M. M. Agossou, Léopold Djogbe, Fréjus Sanya, Patrick Sotindjo, Antoine Vianou, Christelle Aupetit-Berthelemot
4	The Effectiveness of Using GeoGebra Software in Teaching Angle in Circle Authors: Syamsiah Hussin, Jasni Mohd Yusoff
5	Virtualized Data Lakes: Federated Big Data Analytics of Disparate Data Stores Author: Steven G. King
6	Misguidance under the Polish Tu-154 Crash Author: Jozef Pawelec

Important IJCIT Links

[Publication Ethics and Publication Malpractice](#)

[Call for Reviewers](#)

[IJCIT Template](#)

[Copyright Form](#)

ICV 2015

"Rt qr quc n'qh'C'XeugnF c vc uj ggv'O qf gn'ht "

"Qr v'ec n'U{ u'vgo u'Uko w'ec v'kpu

Carlos M. M. AGOSSOU
Laboratory of Electrotechnic and Applied Telecommunications and Computer Sciences (LETIA)
University of Abomey-Calavi
Abomey-Calavi, Benin
Go clxˆcarlos.agossou"jCV,"yahoo.fr

Léopold DJOGBE
Laboratory of Electrotechnic and Applied Telecommunications and Computer Sciences (LETIA)
University of Abomey-Calavi
Abomey-Calavi, Benin

Fréjus SANYA
Laboratory of Electrotechnic and Applied Telecommunications and Computer Sciences (LETIA)
University of Abomey-Calavi
Abomey-Calavi, Benin

Patrick SOTINDJO
Laboratory of Electrotechnic and Applied Telecommunications and Computer Sciences (LETIA)
University of Abomey-Calavi
Abomey-Calavi, Benin

Antoine VIANOU
Laboratory of Electrotechnic and Applied Telecommunications and Computer Sciences (LETIA)
University of Abomey-Calavi
Abomey-Calavi, Benin

Christelle AUPETIT-BERTHELEMOT
Xlim, UMR CNRS 7252
University of Limoges
Limoges, France

Abstract— With the proliferation of voracious bandwidth-intensive multimedia applications, deployed optical sources within optical LANs in data centers must transmit data at very high data rates over short ranges and at a lower cost. To do this, among several optical sources, Vertical Cavity Surface Emitting Laser (VCSEL) is most often used. In this work, we have developed a cosimulation laser model between OptiSystem 7 and Matlab for much more realistic simulations of VCSEL-based links, such as the case of transmission systems within these data centers. After some tests of the modeled component, the chirp phenomena were validated as well as current-power characteristic and component frequency response.

Keywords—VCSEL, LAN networks, data center, phenomenological model

I. INTRODUCTION

The development of new standards for massive online data storage through cloud computing has made possible the proliferation of new applications and services offered to users. Increasingly growing data rates that require applications such as video on demand, interactive gaming, high definition TV, sharing large media files on social networks, become a real constraint for operators, especially those with data centers, whose infrastructure must track the rise in throughput and satisfy the demand. Indeed, between 2015 and 2020, it is estimated that more than three times the global data center data traffic, of which 77% represents the traffic generated between servers within the same data center [1].

To cope with this ever-growing demand, the future interfaces of transmission systems, mainly optical, used within Local Area Networks (LAN) of data centers must not only provide speeds of at least 100 Gb/s, but also be deployed at a

low cost, while ensuring good connectivity over ranges up to 500 m [2].

To do this, among several optical interfaces, the 850 nm Vertical Cavity Surface Emitting Laser (VCSEL) coupled with MMF (Multimode Fiber), has been the subject of several studies that have resulted in IEEE 802.3 ba, 802.3 bm, and 802.3 bs specifications, related to short ranges within data centers [3],[4]. Moreover, the low cost of VCSEL (twice as cheap as a DFB laser - Distributed Feed Back), and its low power consumption (a few mW power) make it a very good candidate for bit rate increase in short range transmitters [5].

As the economic factor is paramount in the deployment of optical transmission systems, it is necessary to use system simulations to study the different implementation scenarii for optimal component dimensioning before the real implementation step. Thus, like modeling work carried out under VPITransmissionMaker with the D-EML (Dual Electro-Absorption Modulated Laser) [6] taken with the DFB laser [7], we propose to model with Optisystem 7, VCSEL lasers for the scalability in optical LANs data centers. The purpose of this article is to propose a functional model of VCSEL using basic system software such as Optisystem7 in cosimulation with Matlab2016. We provide a detailed description of the VCSEL, highlighting different phenomena specific to this type of component by mathematical formulations, and we approach its modeling using system simulation based on OptiSystem7 / Matlab.

The work reported in this document is organized in two (02) major parts. In the first part, we present a detailed description of the elaborate model of the VCSEL, as well as its operating principle. The second part presents the results of the system simulations performed.

II. MATERIALS AND METHODS

A. Presentation of proposed VCSEL model

OptiSystem software is used as a tool for modeling and simulating the VCSEL optical source, of this work. The available models of this type of lasers in OptiSystem7.0 focuses on the knowledge of intrinsic physical and thermal parameters component, hardly provided in the manufacturers datasheets because under own proprietary data to component machining [8],[9].

The VCSEL model discussed in this article is a new alternative to simulate the realistic behavior of the component, using only parameters often provided by manufacturer's datasheets: as the case for example, of Finisar Photonics VCSEL [10], which is studied in this paper.

Fig. 1 shows the different blocks used for modeling the VCSEL component. These are mainly continuous wave (CW) laser with insertion of Gaussian noise, amplitude modulator (AM), frequency modulator (FM), an electric low-pass filter Bessel modeling the component bandwidth, a block denominated "driver" and a block realizing the transient and adiabatic chirps function of the laser. To make the model more realistic, we introduced the non-linearity of the component through the Rapp model (as presented in section D). The proposed model has an electrical input (input of the driver) and optical output (after the FM modulator).

B. Continuous wave laser, amplitude modulator (AM) and frequency modulator (FM)

Continuous wave (CW) laser provides a light signal which serves as an optical carrier at 850 nm. This carrier is amplitude modulated by electrical signal data from the driver through the amplitude modulator block (AM). The linewidth of the laser is modeled by a white Gaussian noise whose realization modulates in frequency way the ideal optical line of the CW laser. The expression of the AM modulator output, implemented with Matlab due to the unexpected operation of the OptiSystem AM block, is given by:

$$E_{AM}(t) = E_{CW}(t) \sqrt{(1-m) + m \cdot d_{AM}(t)} \quad (1)$$

This unexpected operation induced wrong static characteristic current-power response of the laser during measurement process. $E_{CW}(t)$ is the output field of the CW laser, m the intensity modulation index of the laser with $0 \leq m \leq 1$ and $d_{AM}(t)$ the modulating signal from the electrical driver, which is bipolar signal in our case and has to be unipolar according to the Optisystem AM block specifications. The field $E_{AM}(t)$ then undergoes non-linearity function before being modulated in frequency (FM) by the $d_{FM}(t)$ signal coming from the chirps block process. The final resulting optical field is given by:

$$E_{FM}(t) = E_{AM}(t) \left(e^{j2\pi \int_0^t \Delta f_{pp} (d_{FM}(\tau) - 0.5) d\tau} \right) \quad (2)$$

Where f_{pp} represents the peak-to-peak frequency deviation of the FM modulator. According to Optisystem7, the modulation blocks AM and FM are ideally fixed to values: $m = 1$ and $f_{pp} = 1$ Hz

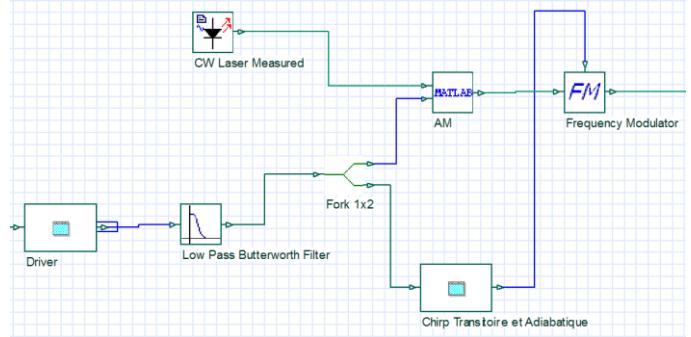


Fig. 1. Simplified blocks diagram of the proposed VCSEL model

C. Transient and adiabatic chirps block of the laser

The chirp is a frequency drift ($\Delta\nu$) observed during the direct modulation of the laser. This is the result of variation of the refractive index of a medium as a function of the electric field applied to it [6],[7],[11]. This impacts the spectral width of the laser and induced two different effects: one related to modulation phase and the other, frequency modulation. These are called respectively: transient chirp or Henry factor (α_H) and adiabatic chirp (A_d). The adiabatic chirp A_d depends on the thermal effects of the laser, spontaneous recombinations, carriers lifetime, confinement factor and the adiabatic gain of the laser. Their respective impacts depend mainly on the characteristics of the optical source [7]. The Chirp impact of the laser is modeled by:

$$\Delta\nu = A_d \cdot P_{signal} + \frac{\alpha_H}{4\pi} \frac{1}{P_{signal}} \frac{dP_{signal}}{dt} \quad (3)$$

With $\Delta\nu$ the optical frequency deviation (Hz) and P_{signal} , the output optical power of the laser (W). In (3), the first term represents the adiabatic chirp and the second one, the transient chirp.

D. Electrical driver

The « driver » block converts the electrical signal $v(t)$ into current form $i(t) = G \cdot v(t)$ at the laser input. G represents the transconductance of the laser in (A/V). Hence, the output optical power at the AM modulator can be expressed by:

$$P_{AM}(t) = \eta(I_{bias} - I_{th} + i(t)) \quad (4)$$

With $P_{AM}(t) \geq 0$, η the optical efficiency of the laser (W/A), I_{bias} and I_{th} respectively the bias and threshold currents.

E. Non-linearity

The non-linearity function is implemented with Matlab within a block called AM as shown by Fig. 1. This block is used to fully implement in Matlab, the AM modulation followed by the non-linearity function. Note that the non-linearity has been added to take into account the loss of laser gain, due to temperature increase for high polarization currents. Among several models [12],[13] describing the non-linear saturation of lasers, the Rapp model is the most representative model. It is known as one of the best models of non-linearity used to describe the saturation of power amplifiers [7].

It is therefore integrated in the laser model by implementing (5) representing the transfer function of the saturation curve expressed in terms of P_{AM} input power and P_S output power:

$$P_S = \frac{P_{AM}}{\left[1 + \left(\frac{P_{AM}}{P_{Sat}} \right)^{2N_\gamma} \right]^{1/2N_\gamma}} \quad (5)$$

Where $N_\gamma \in \mathbb{N}^*$ is the parameter describing the fineness of the curve $P_S = f(P_{AM}, N_\gamma)$, in its transition from the linear to the saturation zone. P_{Sat} represents the saturation power of the laser.

F. System settings

Table I presents the parameters of the studied VCSEL used for the proposed model validation.

III. RESULTS AND DISCUSSIONS

A. Demonstration of transient and adiabatic chirps

To validate the chirps effect, the laser has been modulated by an electrical NRZ-OOK signal. Fig. 2 and 3 show the variation of the frequency $\Delta\nu$ as a function of time. In Fig. 2 (a), electrical NRZ-OOK signal is presented and in (b), only the adiabatic chirp is taken into account. In Fig. 3 (a), only the transient chirp is considered and in (b), the combined effect of both chirps are shown.

TABLE I. VCSEL PARAMETERS FROM FINISAR PHOTONICS[10]

Parameters	Symbols	Values	Units
<i>CW laser</i>			
Wavelength	λ	850	nm
Linewidth	$\Delta\lambda$	10	MHz
RIN	RIN	-128	dB/Hz
RIN measured power	-	1e-005	W
<i>Transient and Adiabatic chirps</i>			
Chirp Alpha	α_H	3,7	-
Adiabatic factor	A_d	10000	Hz/W
<i>Electric driver and bandwidth</i>			
Laser slope efficiency	η	0,22	W/A
Laser transconductance	G	0,02	A/V
Threshold current	I_{th}	1,2	mA
Bias current	I_{bias}	0 ~ 15	mA
Laser bandwidth	BW	7	GHz

We can see in Fig. 2 (b) where only the adiabatic chirp is highlighted, that the magnitude range of the signal frequency is 10 times less smaller than in Fig. 2 (a). This contributes to an increase of the group propagation velocity of the signal components, which can induce a time offset of the signal.

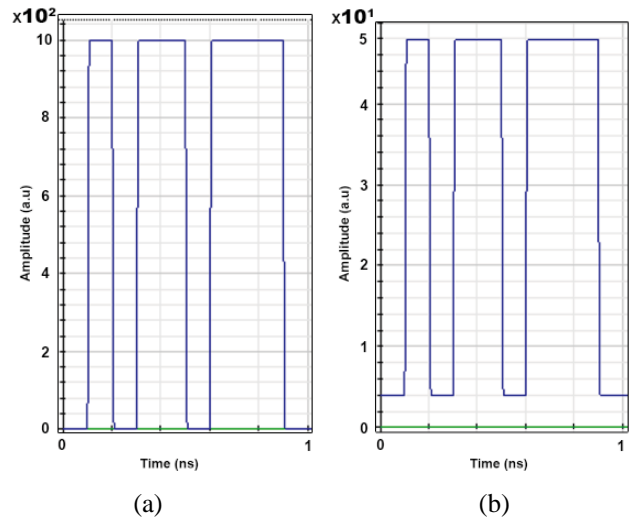


Fig. 2. Illustration of the output frequency of the laser taking into account the signal (a) NRZ-OOK used and (b) the adiabatic chirp.

In Fig. 3 (a), where only the transient chirp is taken into account, the frequency drift is observed at each rising and falling edge so that the rising edge pulse occurs more rapidly than the rising edge pulse, which produces slower with opposite amplitude values even smaller. Thus, there is a beat on either side of fronts at each level "0" or "1" of the initial signal.

Fig. 3 (b) shows the combined impact of both chirps effect. It is interesting to note on the one hand that the transient chirp

is highly sensitive to the transitions between the high level (bit “1”) and the low level (bit “0”) than the adiabatic chirp, and then, the amplitude values observed for the process transient chirp are larger compared to the adiabatic other, so that the shape shown in Fig. 3 (a) is similar to Fig. 3 (b). These results are similar to those presented by authors in [11].

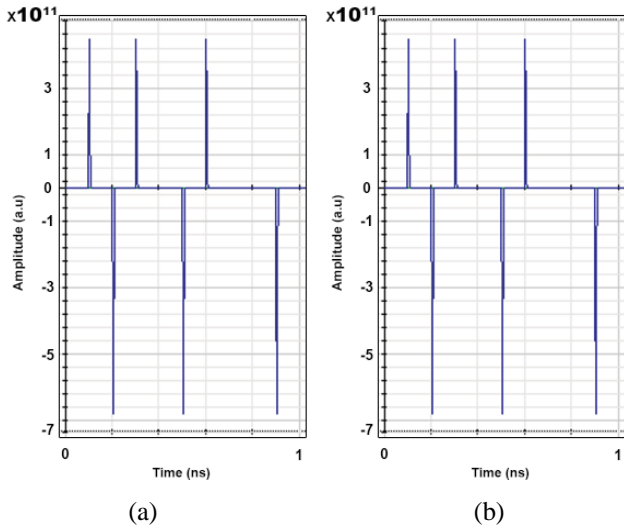


Fig. 3. Illustration of the output frequency of the laser taking into account the signal (a) transient chirp, and (d) the combined effect of the two chirps.

B. Validation of the static characteristic function of the laser

To study the static characteristic $P = f(I_{bias})$ of the laser, two cases were considered: the linear form obtained from (4) and the nonlinear form based on (5). By driving the laser with a constant continuous signal (DC current for example), the bias current (I_{bias}) of the laser was varied from 0 to 15 mA. And then, we obtain curves in Fig. 4 (a) depending on smoothness values 3, 5 and 7.

To get realistic model, we used parameters from Table 1 whose experimental measured curve $P = f(I)$ is shown by Fig. 4 (b).

As shown in Fig. 4 (a), the linear area of the characteristic is observed for bias values between 1.2 mA (threshold current) and 5 mA, while the nonlinearity starts beyond 5 mA until saturation. Also, we see that as N_γ increases, the simulated curves have a slope that tends towards the linear curve.

From Fig. 4 (a), it is easy to see that only the red curve ($N_\gamma = 5$) better approximates the curve of Fig. 4 (b). In conclusion, this value of $N_\gamma = 5$ can be fixed in the model to validate the static characteristic of the VCSEL.

C. Bandwidth validation

We also study the transfer function response of the laser (its bandwidth), by testing its frequency response when applying a

dirac signal at its input. Bandwidth is modeled in Optisystem7 by inserting an electrical low-pass filter Bessel 4th order.

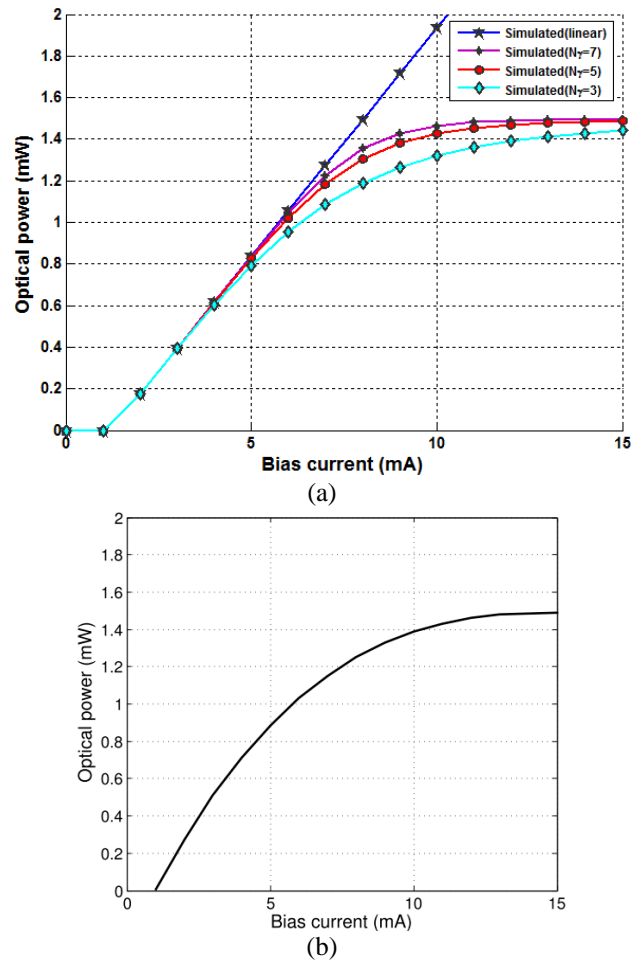


Fig. 4. Static characteristic of the studied VCSEL - (a) Simulated curves - (b) Measured Finisar Photonics curve [10].

As shown by Fig. 5, at -3 dB of the maximum amplitude, the cutoff frequency corresponds to the bandwidth of the laser, as mentioned in Table 1. This confirms that the VCSEL bandwidth is also taken into account by the proposed model.

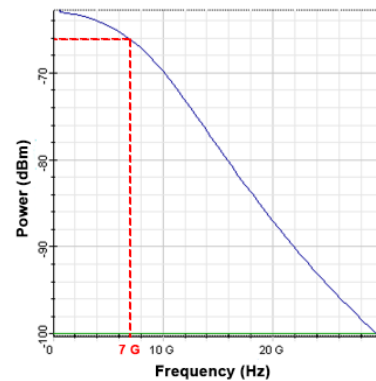


Fig. 5. Frequency response of VCSEL

IV. CONCLUSION

This paper focused on the implementation of a phenomenological model of VCSEL laser under OptiSystem 7.0 by Matlab cosimulation, for increase data rate context for LAN data centers. The proposed model is based on the modeling of mathematical formulations of phenomena inherent to this type of laser. Following by system simulations and use of component parameters often provided by datasheets, various phenomena such as the transient and adiabatic chirps were highlighted, as well as static characteristics and laser frequency response. In conclusion, this paper proposes a new alternative to model and simulate VCSEL lasers for optical systems.

REFERENCES

- [1] T. Barnett, A. Sumits, S. Jain, U. Andra and T. Khurana, "Cisco Global Cloud Index 2015–2020", 2016
- [2] P. Groumas et al., "Multi-100 GbE and 400 GbE Interfaces for Intra-Data Center Networks Based on Arrayed Transceivers With Serial 100 Gb/s Operation," *J Light. Technol.*, vol. 33, no. 4, pp. 943–954, February 2015.
- [3] L. Macdonald, M. Wood, and P. Neveux, "Building a Reliable Optical Fiber System," 2015.
- [4] C. Cole, "Beyond 100G client optics," *IEEE Commun. Mag.*, vol. 50, no. 2, pp. s58–s66, February 2012.
- [5] M. A. M. Adrover, "Data center optical networks : short- and long-term solutions," phdthesis, Institut National des Télécommunications, 2016.
- [6] T. Anfray, "Étude et simulation des potentialités du Dual Electroabsorption Modulated Laser (D-EML) pour la montée en débit dans les futurs réseaux d'accès optique," Université de Limoges 2013.
- [7] M. F. O. Sanya, "Déploiement de réseaux optiques d'accès NGPON dans les métropoles de pays en développement : proposition de nouvelles techniques d'implémentation de l'OFDM," Université de Limoges, 2015.
- [8] J. C. Cartledge and G. S. Burley, "The Effect of the Laser Chirping on Lightwave System Performance," *J. Lightwave Technology*, vol. 7, pp. 568-573, March 1989.
- [9] P. V. Mena, J. J. Morikuni, S. M. Kang, A. V. Harton and K. W. Wyatt, "A Simple Rate-Equation-Based Thermal VCSEL Model," *J. Lightwave Technology*, vol. 17, pp. 865-872, May 1999.
- [10] F. Barrami, "Low-complexity direct-detection optical OFDM systems for high data rate communications," Université de Grenoble, 2015
- [11] P. Krehlik, "Characterisation of Semiconductor Laser Frequency Chirp Based on Signal Distortion in Dispersive Optical Fiber," Institute of Electronics, AGH University of Science and technology, *Opto-Electronics Review*, vol.14. No.2, 2006.
- [12] A. Yadav, D. Mazumdar, B. R. Karthikeyan and G. R. Kadambi, "Linearization Of Saleh, Ghorbani And Rapp Amplifiers with Doherty Technique," *Sas T Ech Journal*, Vol. 9, Issue 2, September 2010.
- [13] E. Arabi, S. Ali, "Behavioral Modeling of RF front end devices in Simulink," Signal processing group, Department of Signals and Systems, Chalmers University of Technology, Göteborg, Sweden, 2008.