



SAS Publishers

A Unit of Scholars Academic & Scientific Society

(A society registered under Society Registration Act XXI of 1860, India)

[HOME](#)
[ABOUT US](#)
[JOURNALS](#)
[MANUSCRIPT SUBMISSION](#)
[CONTACT US](#)
[JOIN TO EDITORIAL BOARD](#)
[PAYMENT ONLINE](#)

Scholars Journal of Engineering and Technology

[Index Copernicus \(IC Value 4.21\)](#)

- [Editorial Board](#)
- [Authors Guideline](#)
- [Processing fees](#)
- [Archives](#)
- [Copy right form](#)
- [Submit Your Manuscript](#)



Title: [Scholars Journal of Engineering and Technology](#)

ISSN: [2321-435X \(Online\)](#) [ISSN 2347-9523\(Print\)](#)

Frequency: [Monthly \(N.B-From, Aug, 2015\)](#)

Language: [English](#)

Country of Origin: [India](#)

Publisher: [Scholars Academic and Scientific Publishers](#)

Current Issue: [Volume-3: Issue-6 \(Aug; 2015\): Call for Paper](#)

Chief Editor: [Dr Mohamed BEN AHMED, Abdelmalek](#)

[Essaadi University, Tangier, Morocco](#)

[About Scholars Journal of Engineering and Technology \(SJET\)](#)

Scholars Journal of Engineering and Technology (SJET) is an international, Monthly open access, peer reviewed journal published by Scholars Academic and Scientific Publishers (SAS Publisher) This journal publishes research articles and reviews and short communication within the whole field Engineering and Technology with the objective to explore the information on the latest trends and developments in engineering fields.

[Scope:](#)

Mechanical Engineering, Computer Engineering, Software Engineering, Civil Engineering, Construction Engineering, Structural Engineering, Electrical Engineering, Electromechanical Engineering, Telecommunication Engineering, Communication Engineering, Chemical Engineering, Food Engineering, Biological and Bio System Engineering, Agriculture Engineering, Geological Engineering, Bio mechanical & Biomedical Engineering, Environment Engineering, Pollution Engineering, Manufacturing Technology, Nanotechnology, Nuclear Engineering, Aeronautical Engineering, Ocean Engineering, Oil & Petroleum Engineering, Biotechnology, Food Engineering, Material Science, Earth Science, Engineering Chemistry, Engineering Mathematics, Engineering Physics and others.

[Indexing and Abstracting](#)

[Google Scholar](#)

[Index Copernicus](#)

[ESRUR](#)

[OAIJ](#)

[Indian Citation Index](#)

[Research Bible](#)

[Advanced Science Index](#)

[Journal Seek \(Genomics\)](#)

[Library Directory \(USA\)](#)

[Science Central](#)

[Journal Index.Net](#)

[Cite Factor](#)

[Scientific Indexing Services \(SIS\)](#)

[Archives](#)

[SJAMS archive](#)

[SJMCR Archive](#)

[SAJP Archive](#)

[SAJB Archive](#)

[SJET Archive](#)

[SJAHSS Archive](#)

[SJAVS Archive](#)

[SJEEM Archive](#)

[SJPMS Archive](#)

[SJDS Archive](#)

[SASJS Archive](#)

[SASJM Archive](#)

[Academia Edu](#)

[Getcited](#)

[World Cat](#)

and under process in others

Copyright © 2016 | WordPress Theme by MH Themes

Search by Title or ISSN: 

Select language

INDEX COPERNICUS
INTERNATIONAL

[ICI Journals Master List 2014](#)

Now available! Annual Report ICI Journals Master List 2014 summarizing the 2014 year with full list of journals and publishers from database of Index Copernicus.

[Index Copernicus Search Articles](#)[Log in](#)

to international indexing database ICI Journals Master List

[Register journal](#)

in an international indexing database ICI Journals Master List

[ICI Evaluation on Request](#)

Order ICI Evaluation on Request and get to know with a detailed report of ICI Journal Master List evaluation.

[ICI Expertise](#)

Order ICI Expertise prepared especially for your Journal and get to know how to improve it

[ICI Publishers Panel](#)

Get to know ICI Publishers Panel - a congeneric system for administering the editorial process in your Journal.

[Logo](#)

Do you want to use ICI logo on the cover or web page of your Journal? More information here

[Certificate](#)

Show the ICV (Index Copernicus Value) to others and order a decorative Certificate - a proof of being indexed in ICI Journals Master List database.

Menu

[About ICI Journals Master List](#)[ICI Journals Master List 2014 - Journals](#)[Evaluation methodology](#)[Home](#) ⇒ [Journal passport](#) ⇒

Scholars Journal of Engineering and Technology [SJET]

p-ISSN:
2347-9523

e-ISSN:
2321-435X

ICV 2014:[Previous evaluation IC](#)

not indexed

Standardized Value: 0.00

Print version: yes

Electronic version: yes

The journal is indexed in:

Google Scholar, IC Journals Master List, Worldcat

Basic information

Main title [English]	Scholars Journal of Engineering and Technology
English title	Scholars Journal of Engineering and Technology
Abbreviated title	SJET
p-ISSN	2347-9523
e-ISSN	2321-435X
URL	http://saspublisher.com/sjet/
Country	India
Affiliation country	India
Journal's character	scientific
Frequency	Monthly
Circulation	12
Texts availability	free

Scientific profile

Disciplines Mathematics -- [Computer science](#)
Technology

Contact Details

Editor-in-chief Dr. BEN AHMED Mohamed
Department of Computer Sciences, Abdelmalek Essaadi University, Tangier, Morocco
 Morocco

Editorial office Scholars Academic and Scientific Publishers

[Contact](#)Search by Title or ISSN:

Scholars Academic and Scientific Society

H.No-204, Borhawor, P.S-Murajhar Dist- Nagaon, Assam-782439

782439 Nagaon

Assam

 India

Scholars Academic and Scientific Publishers

H.No-204 Borhawor P.S-Murajhar Dist- Nagaon Assam-782439

PIN-782439 Nagaon

Assam

 India

Select language

Archives of Annual Report of
ICI Journals Master List[ICI Journals Master List 2014](#)[IC Journals Master List 2013](#)[IC Journals Master List 2012](#)[IC Journals Master List 2011](#)[IC Journals Master List 2010 ~ Free](#)[IC Journals Master List 2009 ~ Free](#)[IC Journals Master List 2008 ~ Free](#)[IC Journals Master List 2007 ~ Free](#)[IC Journals Master List 2006 ~ Free](#)[IC Journals Master List 2005 ~ Free](#)

Publisher

Journal's description

Title: Scholars Journal of Engineering and Technology**ISSN:** 2321-435X**Frequency:** monthly**Language:** English**Country of Origin:** India**Publisher:** Scholars Academic and Scientific Publishers

[About Scholars Journal of Engineering and Technology \(SJET\)](#)

Scholars Journal of Engineering and Technology (SJET) is an international, bi-monthly open access, peer reviewed journal published by Scholars Academic and Scientific Publishers (SAS Publisher) This journal publishes research articles and reviews and short communication within the whole field Engineering and Technology with the objective to explore the information on the latest trends and developments in engineering fields.

Scope:

Mechanical Engineering, Computer Engineering, Software Engineering, Civil Engineering, Construction Engineering, Structural Engineering, Electrical Engineering, Electromechanical Engineering, Telecommunication Engineering, Communication Engineering, Chemical Engineering, Food Engineering, Biological and Bio System Engineering, Agriculture Engineering, Geological Engineering, Bio mechanical & Biomedical Engineering, Environment Engineering, Pollution Engineering, Manufacturing Technology, Nanotechnology, Nuclear Engineering, Aeronautical Engineering, Ocean Engineering, Oil & Petroleum Engineering, Biotechnology, Food Engineering, Material Science, Earth Science, Engineering Chemistry, Engineering Mathematics, Engineering Physics and others.

Research Article

Influence of the structure on the capillary suction of the micro concrete

Akanho Chakirou TOUKOUROU¹, Gontrand Comlan BAGAN¹, Alain VAUTRIN²¹Laboratoire d'Energétique et de Mécanique Appliquée (LEMA), Ecole Polytechnique d'Abomey Calavi, 01 BP 2009 Cotonou, Benin.²Département Mécanique et Matériaux (M&M / ENS-ME), 158 Cours Fauriel 42023 St-Etienne France.

*Corresponding author

Akanho Chakirou TOUKOUROU

Email: potemat@yahoo.fr

Abstract: The micro concrete is a variable water and cement aggregate mix, following quite precise standards. It is an extremely fragile, but very significant heterogeneous material for the implementation of the tiles and the plates in many countries. The aim of the study was to investigate the influence of the microstructure of the micro concrete on its capacity of suction. The results showed that the capacity of suction decreased with the increase in the coarse sand rate of the cementing matrix.

Keywords: Micro concrete, brittle material, porosity, hydrous absorption power.

INTRODUCTION

Manufactured starting from sand, cement and water, the micro concrete has properties which vary in function not only according to quality of the basic raw materials, but also of their quantity and proportions. In the current study the influence of the granular composition on the mechanical properties of this material particularly interesting for the manufacture of the tiles is investigated.

Experimental procedure

The micro concrete is manufactured starting from the aggregates resulting from two sands distinct of siliceous nature: the average sand noted (S) and coarse sand noted (G).

Considering the recommendations in force for the manufacture of the tiles in micro concrete, we limit the

characterization of sands to the granulometric analysis and the sand equivalence.

- Average sand is composed of grains with dimension going from 0.4 to 1.6 mm.
- Coarse sand is composed of grains with dimension going from 1.6 to 6.3 mm.

Within the framework of these investigations, average sand used is of marine origin and the coarse sand of alluvial origin. Both sands were washed beforehand to be removed from the salt which they contain.

The table 1 presented the distribution of the grains presented figure 1 illustrated the distribution of the grains .

Table 1:Granulometric distribution of sands

Aggregates diameters (mm)	0.08	0.16	0.315	0.63	1	1.25	2	2.5	5	8
Sieve Module AFNOR X11-501 and P18-304	20	23	26	29	31	32	34	35	38	41
Filtered (fine sand) in % cumulated	0.07	0.81	11.1	66.65	97.53	99.89	100	100	100	100
Filtered (coarse sand) in % cumulated	0.1	0.62	3.52	9.1	17.1	22.97	49.72	66.07	96	100

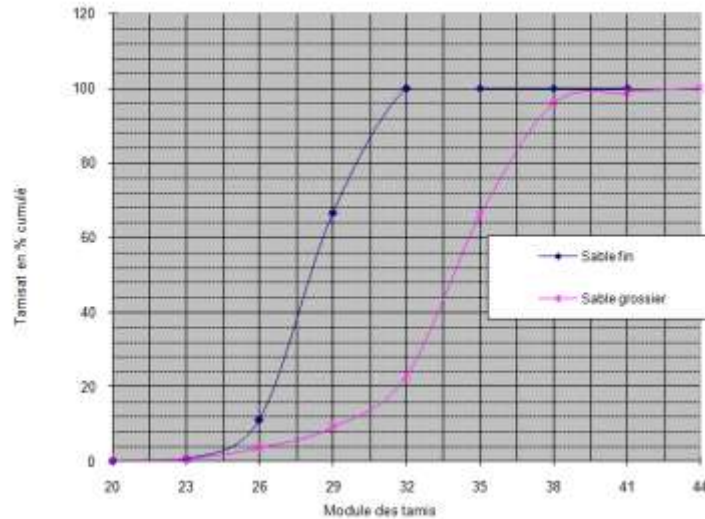


Fig-1: Grading curves of the aggregates

The sand equivalent (Es) of each sand is higher than 0.90. The standard in force requires a minimum of 0.85.

In addition to the aggregates, cement CPJ 325 and water were raw materials used for the placement of material. The proportion in volume of cement compared

to sands was 1/2, according to the recommendations in force [4].

Seven samples were made according to process presented above. They differed essentially by their granular composition, presented in table 2.

Table 2: Granular composition of the samples

Samples	2080	3070	4060	5050	6040	7030	8020
Proportion of coarse sand [G/(S+G)] in %	20	30	40	50	60	70	80

To study the microstructure of the sample, a method of observation which consists in passing the image of the directly prepared sample to acquisition using the device represented on figure-2 was used. Seen under the optical microscope or the binocular

magnifying glass, with a factor of enlarging equal to 5, the samples were presented in the form of a crystal network with pores of variable sizes, which coats the various aggregates. Of a random distribution the pores appeared black (Figure 3).

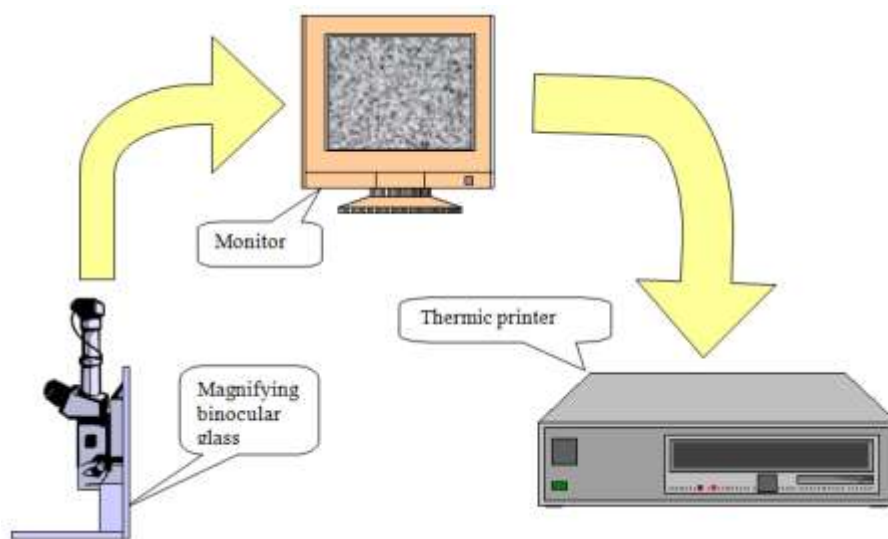


Fig-2(A): The device of image acquisition

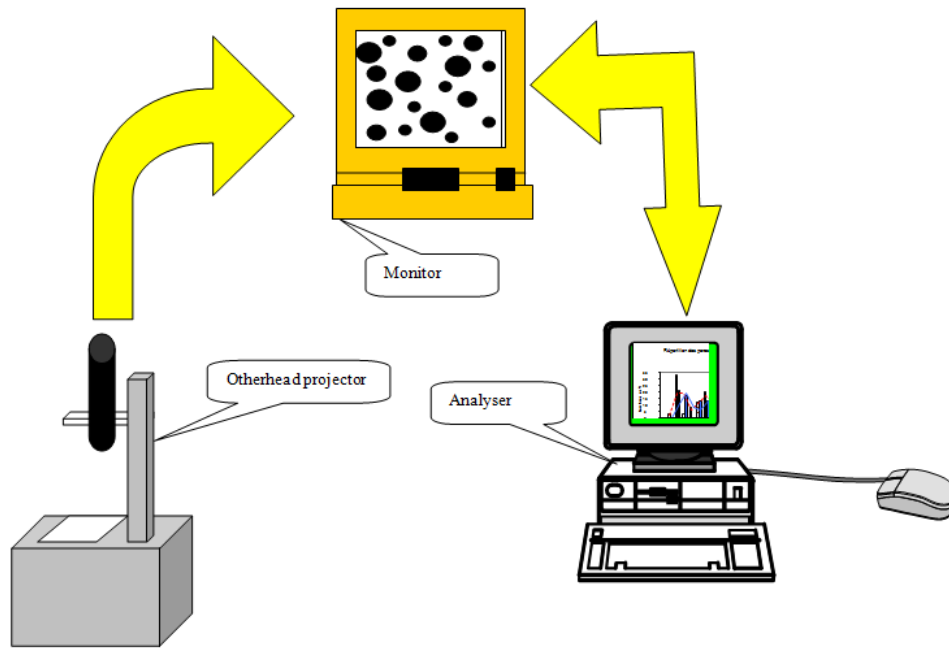


Fig-2(B): Device of image processing

RESULTS AND DISCUSSION

The acquisition of the images of the various samples makes it possible to notice that the diameter of

the visible pores varies from 5 to 550 microns. The total distribution of the pores is represented by the curves of figure 4.




Fig-3: Morphology of the microconcrete

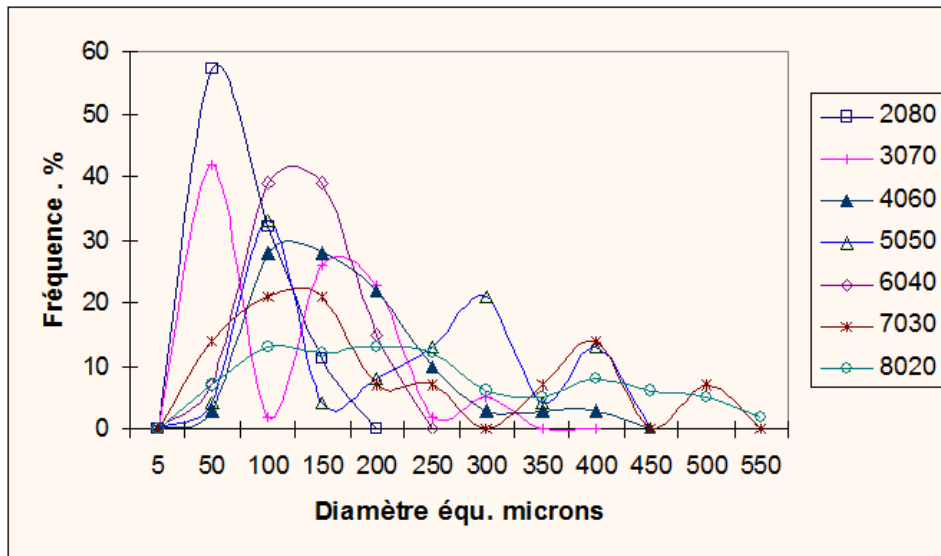


Fig-4: Global distribution curves of the sample's pores

One can notice that higher the coarse sand rate was, fewer were the low-size pores. On the other hand, with the coarse sand increase it appears more and more of large pores.

The equation of Kelvin allows to study the phenomenon of absorption, in order to measure dimensions and the distribution of the pores. It expresses the balance of the vapor pressure of a covered surface, similar to a liquid in a capillary or pore [2] and [4]:

$$(P-P_0) = (RT/Mv) \cdot \ln H \quad (1)$$

Where:

- P: pressure of capillary water;
- P₀ : atmospheric pressure;
- R: Constant of perfect gases, R=8.3 J/mole/°K;
- T : ambient temperature;
- M : molar masse;
- V mass volume;
- H: hygroscoy relating to the surrounding air.

A consequence of this equation is [5]:

$$\ln \frac{P}{P_0} = - \frac{2\bar{V}}{rRT} \cos \theta \quad (2)$$

where

- P: pressure of liquid in the pore of ray R;
- P₀ : pressure of the same liquid on a plane surface;
- \bar{V} : surface tension;
- V : molar volume;
- θ: angle of damping (figure 5)

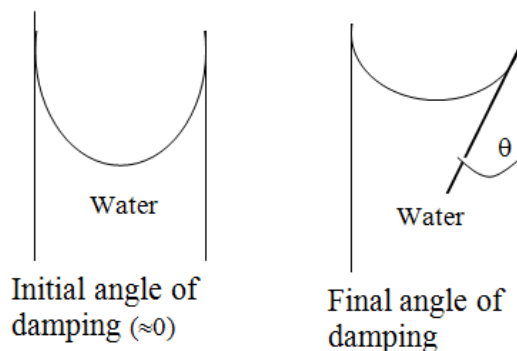


Fig-5: Representation of angle of damping

In the thermodynamic direction, the equation of Kelvin considers that a dn quantity moles of vapor is transferred with the liquid mass to the P₀ pressure in a pore where the pressure of balance is P.

This process was carried out in three stages: evaporation starting from the liquid mass, expansion of the vapor of P₀ to P and condensation in the pore.

Only to the third stage there is free energy exchange describes by the following equation:

$$dG = [RT \ln(\frac{P}{P_0})]dn \quad (3)$$

The capacity of suction is proportional to the surface density of the pores able to absorb and retain water in the capillaries.

To be closer to the conditions for application of the model of Kelvin, then in order to make a logical comparison, one will hold account for the continuation

of this study only of the pores of dimensions varying between 5 and 50 microns.

The results obtained after acquisition and image processing of the population of pores of size

ranging between 5 and 50 microns were presented in table 3. They were graphically illustrated by the curves of figure 6. These curves represent the distribution of the pores according to the equivalent diameter.

Table 3: Distribution of the pores by sample

Designation	Diameters of pores in microns	Frequencies of Diameter Equiv. %
Sample 2080	5 -- 10	4
	10 -- 20	18
	20 -- 30	31
	30 -- 40	47
	40 -- 50	0
Sample 3070	5 -- 10	36
	10 -- 15	40
	15 -- 20	14
	20 -- 25	5
	25 -- 30	3
	30 -- 35	2
	35 -- 40	0
Sample 4060	5 -- 10	30
	10 -- 15	40
	15 -- 20	17
	20 -- 25	7
	25 -- 30	3
	30 -- 35	3
	35 -- 40	0
Sample 5050	5 -- 10	25
	10 -- 15	36
	15 -- 20	22
	20 -- 25	9
	25 -- 30	3
	30 -- 35	2
	35 -- 40	2
	40 -- 45	1
	45 -- 55	1
Sample 6040	5 -- 15	52
	15 -- 25	41
	25 -- 35	5
	35 -- 45	1
	45 -- 55	1
Sample 7030	5 -- 10	14
	10 -- 15	47
	15 -- 20	28
	20 -- 25	5
	25 -- 30	4
	30 -- 35	2
	35 -- 40	0
	40 -- 45	0
Sample 8020	5 -- 15	63
	15 -- 25	25
	25 -- 35	8
	35 -- 45	4

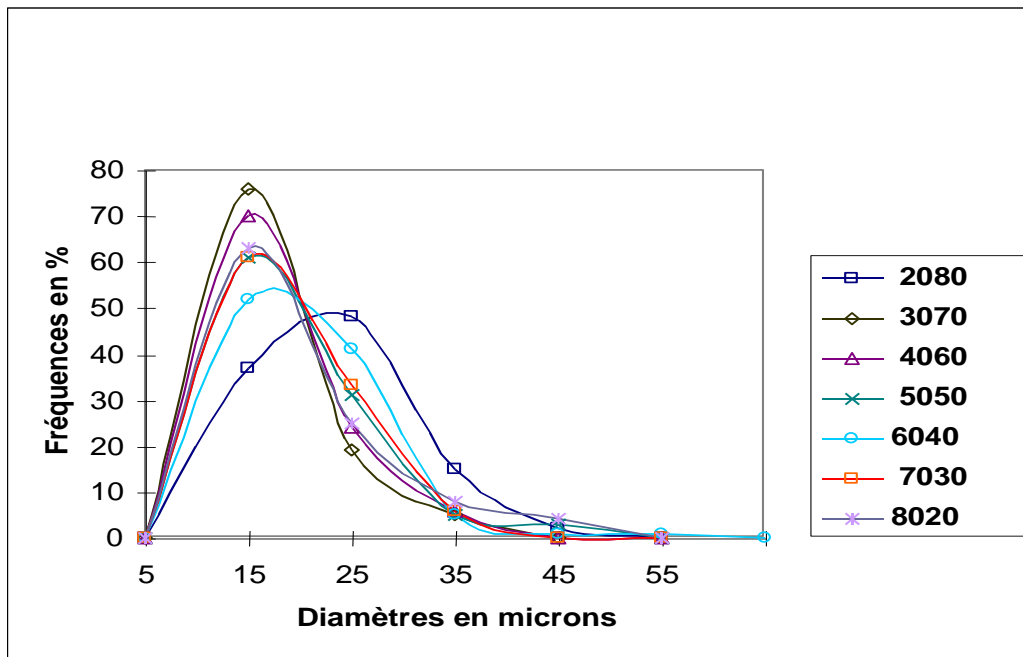


Fig-6: Curves of pattern of the settlements of pores of dimensions 5 to 50 microns

It is noted that the populations of pores of size ranging between 5 and 50 microns have a distribution quasi-normal. Table 4 gives of them the parameters

characteristic with a threshold of 68,27% and one confidence coefficient equal to 1 [2].

Table 4: Parameters of distribution of the pores.

Samples	$\bar{\Phi} = \sum \Phi_i n_i / N$	Pores density. 10^4	Standard deviation σ
2080	11.90	2.88	7.83
3070	12.67	2.77	5.55
4060	12.09	2.07	5.35
5050	12.58	2.28	6.25
6040	13.20	1.93	6.63
7030	13.85	1.93	5.42
8020	13.85	1.38	6.30

The analysis of the distribution of the density of pores compared to the rate (G/(S+G)) of coarse sand contained in the microconcrete according to the curve

of figure 7 indicates that the number of pores of diameters ranging between 5 and 50 microns tends towards a constant value from 50%.

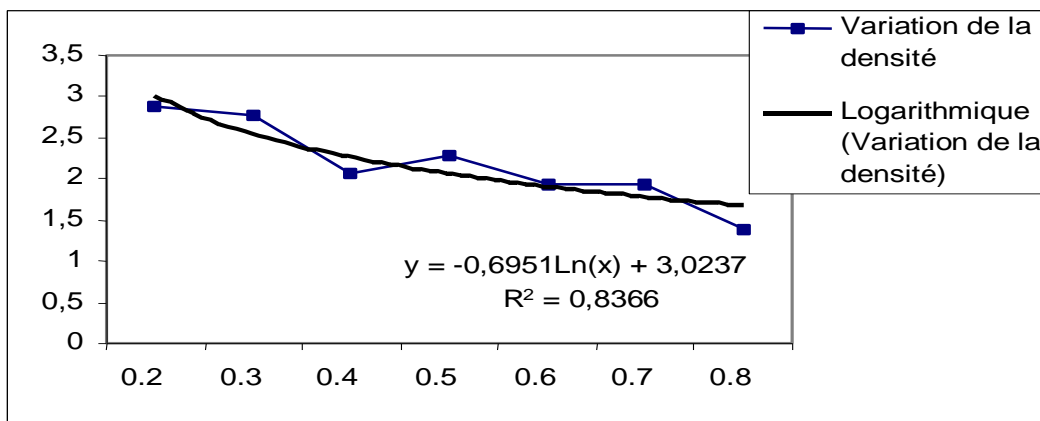


Fig-7: Variation of the density compared to the coarse sand rates

CONCLUSION

The micro concrete under the optical microscope with a suitable enlarging reveals aggregates and a cementing network in which swarm a multitude with variable pores of dimensions. This study made it possible to note that the population of pores of diameter ranging between 5 and 50 microns is less and less dense when the rate of fine gravels increases. In the same way the results of this work show as this decreasing tends towards a limit from 50% of fine gravels. This is in perfect agreement with the rate of 2/3 used in tileries.

REFERENCES

1. Bagan G, Toukourou C ; Study of the porosity of mortar or micro concrete tiles vibrated by water absorption. J. Rech . Sci . Univ. Benin (Togo), 2001.
2. Baron J, Sauterey R ; The hydraulic concrete , and practical knowledge. Press the National School of Bridges and Roads , Vincennes, France, 1980 ; 2-1: 2-15 and 14-171 : 14-172.
3. Normative document ; vibrated mortar tiles, Burkina Faso, 1997 ;15: 25 and 35 : 44,
4. Jouenne CA ; Treaty ceramic and mineral materials. Septima Edition, Paris -France. 1984 ; A 2011-1 : 2011-17.
5. Lowel S, Joan E, Schields E; Powder surface area and porosity », deuxième édition, Powder technology serie, London. 1984.
6. Lemaitre J, Chaboche JI ; Mechanics of solids, Dunod , Paris France, 1985.
7. Spiegel MR ; Theory and Statistics applications," Schaum , , Newyork - USA. 1972 ; pp . 122 : 123
8. Skat ILO ; Production Manual , Tiles fibro and vibro- mortar, tool 22 , 1992.
9. Zanutto S ; Physical characterization of the composite microstructure of glass-cement. IUT training report from St -Etienne France, 1999.