



Journal Homepage: [-www.journalijar.com](http://www.journalijar.com)

INTERNATIONAL JOURNAL OF ADVANCED RESEARCH (IJAR)

Article DOI:10.21474/IJAR01/14381
DOI URL: <http://dx.doi.org/10.21474/IJAR01/14381>



RESEARCH ARTICLE

CURRENT DEVELOPEMENTS ABOUT LiFePO_4 BATTERY FOR STATIONARY ENERGY STORAGE IN AFRICA

Vincent Prodjinonto¹, Oscar M. Godonou¹ and IsdeenYaya Nadjo²

1. Laboratoire d'Énergétique et de Mécanique Appliquée (LEMA), Ecole Polytechnique d'Abomey-Calavi, Ecole Doctorale des Sciences de l'Ingénieur, Université d'Abomey-Calavi, BENIN.
2. Laboratoire PIE $-\pi$ (Procédés Innovants pour Energie Durable, École Supérieure des Métiers des Énergies Renouvelables (ESMER), BENIN.

Manuscript Info

Manuscript History

Received: 10 January 2022

Final Accepted: 15 February 2022

Published: March 2022

Key words:-

Stationary Electricity Storage,
Battery LiFePO_4

Abstract

Stationary energy storage is one of current and major challenge in the world. LiFePO_4 (LFP) batteries have been used more and more for several applications, stationary energy storage specifically. This technology of batteries is one of promising candidates for power lithium ion batteries due to their flat voltage profile, environmental benignity, cycling stability, and high theoretical capacity. However, the poor electronic conductivity and a low lithium ion diffusion coefficient of LiFePO_4 cathode materials are the main disadvantage which make the researchers to investigate on doping materials. This review summarize the main research which allow to improve electrochemical performance of the LiFePO_4 batteries in context of stationary energy storage. The improvement of LiFePO_4 batteries is mainly due to the cathode. Li-site doped with particular elements increase the width of the one-dimensional diffusion channels of lithium ions and decrease the charge transfer resistance, which resulted in a good electrochemical performance of doped LiFePO_4 . Fe-site doping enhance the electronic conductivity of LiFePO_4 while O-site doped with proper ion improve the intrinsic conductivity and promote the redox potential of LiFePO_4 . Furthermore, multi-elements co-doping enhance the electrochemical performances of LiFePO_4 cathodes. The more interesting doping are: $\text{LiFe}_{0.975}\text{Zn}_{0.025}\text{PO}_4$, $\text{LiV}_{0.069}\text{Ti}_{0.025}\text{Fe}_{0.905}\text{PO}_4$ and $\text{Li}_{0.99}\text{La}_{0.01}\text{Fe}_{0.9}\text{Mg}_{0.1}\text{PO}_4$

Copy Right, IJAR, 2022.. All rights reserved.

Introduction:-

During the last decade, renewable energy sources have been widely used for the electrification of isolated sites, especially in tropical Africa. According to the International Renewable Energy Agency, annual electricity consumption in West Africa could quadruple by 2030, reaching 219 TWh per year, against only 52.5 TWh in 2015 (1). The operation of an electrical system from renewable energies, such as wind or solar energy, is often limited by the variable and intermittent nature of these energies. As the main renewables (wind, solar) are intermittent, the operation of power systems with a high proportion of renewables will only be possible if the electricity can be stored efficiently. To ensure continuity in the production of energy, it is therefore necessary to use energy storage systems (2). One of the most proven and efficient solutions for the storage of electrical energy is the use accumulation

Corresponding Author:-Oscar M. Godonou

Address:-Laboratory of Energy and Applied Mechanics (LEMA), Polytechnic School of Abomey-Calavi, Doctoral School of Engineering Sciences, University of Abomey-Calavi, BENIN.

batteries (3). Indeed, if several electrical storage technologies coexist, with different characteristics more or less adapted to the different applications, the battery is today the new technology leader both technically and economically for the majority of applications including stationary storage.

Several comparative studies between the different battery technologies used for stationary storage of electricity, have nowadays raised LiFePO₄(LFP) battery technology to the top rank (4). For about two decades, these LFP batteries have gradually replaced the lead-acid batteries which have known a remarkable failure for stationary electricity storage. LFP batteries is one of competitive candidate of lithium ion batteries technology for stationary electricity storage. But its poor electronic conductivity and low lithium ion diffusion coefficient limited its further application. Many efforts have been devoted to improve electrochemical performance of the LiFePO₄ cathode. This review summarizes the main research about LFPbatteries.

General description of lithium batteries:-

Lithium battery technology was born in the 1960s. This technology is based on the interesting properties of lithium. Indeed, lithium is a silver-white alkali metal, with symbol Li and atomic number 3. It has the following advantages:

- Lithium (Li) is the metal with the lowest atomic weight (a molar mass equal to 6.941 g/mol) in the periodic table of chemical elements. Its density is the lowest of metals (0,534 g/cm³ at 20°C).
- As an electrochemical energy storage material, lithium at a specific capacity is very high (about 3.8 Ah/g).
- Lithium has the lowest electrode potential. Its standard potential (Li/Li⁺) equal to -3.045 V, which gives it a very pronounced reducing character. By associating lithium with an oxidant, we can have an electromotive force greater than that created by most electrochemical couples.

All these advantages have made lithium batteries, the subject of several researches. This has led to the successive implementation of several lithium battery technologies, which we present in the following...

From lithium metal batteries to lithium ion batteries:

Early lithium batteries used metallic lithium as a negative electrode material. This idea of using metallic lithium was born thanks to the development of intercalation electrode batteries. This gave birth, in the 1970s, to the first lithium metal batteries. These batteries have:

- a negative electrode made of metallic lithium,
- a positive electrode into an insertion compound such that MoS₂
- an organic electrolyte containing a lithium salt.

However, this technology very quickly revealed security issues. Indeed, over time, during the cyclic operation of charging and discharging lithium metal batteries, lithium filaments called dendrites are formed at the level of the negative electrode. These dendrites eventually touch the positive electrode, causing a short circuit and in some cases, the explosion of the battery. Faced with this problem, two main solutions for safety were developed: lithium-polymer (Li-Po) technology and Li-ion technology.

Li-Po batteries are virtually identical to lithium metal batteries. Indeed, the electrodes do not change and the metal anode is preserved. The liquid electrolyte is replaced by a polymer electrolyte that strongly limits the formation of dendrites but has the disadvantage of limiting the mobility of lithium ions from one electrode to another and therefore the specific energy of the battery.

Li-ion technology, on the other hand, consists of replacing metallic lithium with a material whose structure allows the insertion and disintegration of lithium ions. (4)

Principle of operation of a Li-ion battery:

Figure 1 shows the main constituents of a Li-ion cell and circulation of electrons and lithium ions during discharge. There are two electrodes, one positive and the other negative. These electrodes have an overall potential difference that is a function of the chemical nature of the two electrode materials. Each electrode has a support serving as a metal current collector, most often an aluminum collector for the positive electrode and a copper collector for the negative electrode. The electrode is composed of active ingredients (> 80%), an electronic percolate (carbon black) and a polymer binder. Metal collectors are connected to an external circuit, their role being to ensure the circulation of electrons. It should be noted that a separator is arranged between the two electrodes in order to avoid an internal

short circuit. It is a porous membrane; whose role is to allow the passage of ions between the two electrodes without allowing electronic conduction. Both electrodes are bathed in an electrolyte whose ionic conductivity is high to facilitate the movement of Li^+ ions.

DISCHARGE

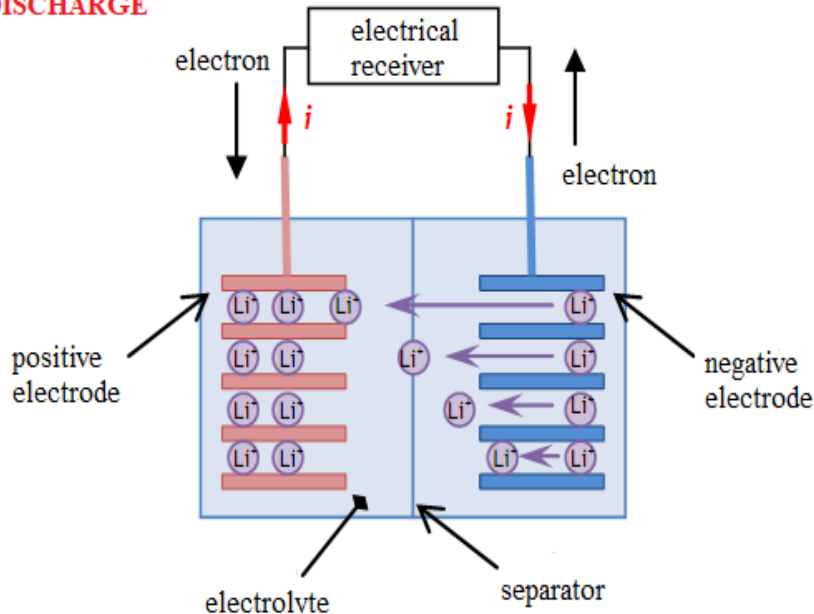


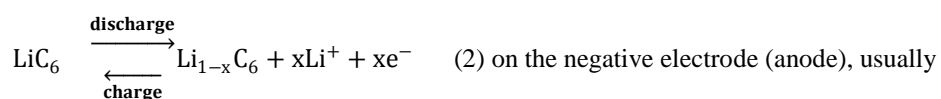
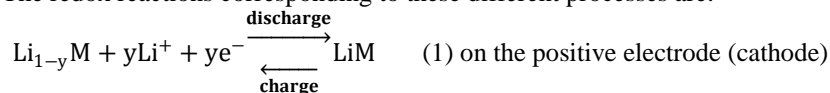
Figure 1:- Constitution of a Li-ion cell and circulation of electrons and lithium ions during discharge

The functioning of the Li-ion cell is based on two different reactions:

- electrochemical redox reactions that take place at the level of the active ingredients of the electrodes
- the solid chemistry reaction, called insertion/disintegration, in which ions with a very small diameter take place in the host crystal structure of the two electrodes. Li^+

During the discharge of the Li-ion battery, the ion leaves the negative electrode which also releases an electron to ensure its electrical neutrality. This electron will be captured by the aluminum collector of the positive electrode after circulating in the external circuit containing the electrical charges or receivers to be powered. As for the ion, it migrates into the electrolyte, passes through the separator and reaches the surface of the positive electrode where it diffuses to insert itself into a vacant active site in the host structure. It will then be recombined with an electron that has successively passed through the copper collector of the negative electrode, the external circuit and the aluminum collector of the positive electrode. Li^+

While the Li-ion battery is charging, the process reverses. The battery has an external electromotive force. This requires displacement of the ion that Li^+ leaves the positive electrode to the negative electrode. The positive electrode also releases an electron to ensure its electrical neutrality. This electron will be captured by the copper collector of the negative electrode after circulating in the external circuit. As for the ion it migrates into the electrolyte, passes through the separator and reaches the surface of the negative electrode where it diffuses to insert itself on a vacant active site in the host structure. It will then recombine with an electron that has successively passed through the aluminum collector of the positive electrode, the external circuit and the copper collector of the negative electrode. The redox reactions corresponding to these different processes are:



In case of LFP batteries, M is FePO_4

Different lithium-ion battery technologies

In order to improve the performance of Li-ion batteries, in terms of power, stored energy, lifespan, cost, and safety/reliability of use, a multitude of research works have been conducted and are continuing. The majority of research follows two main parallel axes. On the one hand, it is the development of the insertion materials that go into the battery (the negative electrode, the positive electrode, the electrolyte and the separator) and on the other hand, the optimization and choice of the most appropriate combinations to improve the performance of Li-ion batteries.

The development of li-ion battery insertion materials to increase the potential difference between the positive and negative electrodes is in order to increase energy. Many research projects aim to optimize these insertion materials. The majority of this work focuses on positive electrode materials, due on the one hand to the small contribution of the standard (carbon-based) negative electrode material to the total cost of cell design, and on the other hand to the significant influence of positive electrode materials on the life and performance of Li-ion batteries(5). It should be noted, however, that new work is trying to give a future to the negative lithium metal electrode for the development of rechargeable batteries (6).

Negative electrode insertion materials:

To overcome the safety problems encountered in lithium metal batteries, one of the solutions was to replace lithium metal with other insertion materials at the negative electrode. Thus, these materials have a standard potential as close as possible to that of lithium. Robert et al .(7) on the one hand, and Badin(8) on the other, reflected on the issue. They tested different materials for the replacement of lithium metal at the negative electrode. The following Table 1 summarizes the results achieved:

Table 1:- Negative electrode insertion materials(7) (8)

Material	Difference between the standard potential of the material and that of Lithium (V)	Theoretical specific capacity (mAh/g)
Metallic Li	0	3800
LiC ₆ (Graphite)	0.02 to 0.3	372
Li _{0.05} C ₆ (coke)	0.2 to 1.3	185
Li-Al	0.2	800
Li ₄ Ti ₅ O ₁₂ (LTO)	1.5	175
LiWO ₂	0.3 to 1.4	120
LiMoO ₂	0.8 to 1.4	199
LiTiS ₂	1.5 to 2.7	226

These results from Badin et al. make it possible to raise graphite to the highest rank for the choice of substitute materials for lithium metal to the negative electrode. However, the theoretical specific capacity of graphite is slightly lower. In addition to having a standard potential as close as possible to that of lithium, the insertion materials of the negative electrode must allow lithiation and disintegration with the smallest change in volume. Three different materials were tested for the replacement of lithium metal at the negative electrode. The following Table 2 summarizes the results obtained.

Table 2:-Change in volume of the negative electrode(9)

Material	Percentage of volume change during a full battery charge
Si	270 %
LiC ₆ (graphite)	10 %
Li ₄ Ti ₅ O ₁₂ (LTO)	0,2 %

Positive electrode insertion materials:

Several research projects have been devoted to the development of new insertion material at the positive electrode of Li-ion batteries. The insertion materials developed for the positive electrode can be arranged in four groups according to their crystal structure. The doping modification is classified into Li-site doping, Fe-site doping, O-site doping, and multi-elements co-doping. Each kind of doping method effects on the rate capability and cyclic performance of LiFePO₄ cathodes are presented.

Li-site doping

Researcher have substituted Li-site by ions with small ionic radius. This substitution or doping would increase the width of the one dimensional diffusion channels of lithium ions and decrease the charge transfer resistance, which in turn enhance the electrochemical performance of LiFePO₄ cathodes. The mains research about Li-site doping of LiFePO₄ cathodes are summarized in table 3.

Table 3:-Li-site doping of LiFePO₄ cathodes.

Compound	Specific capacity (mAh.g ⁻¹) - current rate	Synthesis methods	Main conclusions
Li _{0.97} Na _{0.03} FePO ₄ (10)	158 – (0.1 C) (10)	restriction– carbonthermal reduction method	<ul style="list-style-type: none"> • Na doping improve the electronic conductive property and ionic transport feature of LiFePO₄ • Na doping decrease the charge transfer resistance of LiFePO₄, improve its lithium diffusion coefficients,the kinetic and electrochemical performance of LiFePO₄. (10)
Li _{0.95} Na _{0.05} FePO ₄ (11)	164.2 – (0.2 C) (11) 151.5 – (1 C) (11) 130.5 – (2 C) (11)	co-precipitation method	(11)
Li _{0.99} Nb _{0.01} FePO ₄ (12)	139.3 – (1 C) (12)	mechanochemical activation	Nb doping in the Li-site enhance the electronic conductivity of LiFePO ₄ and discharge capacity (22.4mAh.g ⁻¹ higher than un-doped samples)(12)
Li _{0.97} Al _{0.01} FePO ₄ (13)	95 – (0.2 C) (13)	neutron diffraction method	<ul style="list-style-type: none"> • Al doping decrease slightly the discharge capacity (13) • Al-doping induce gap states in LiFePO₄ and create the lithium vacancy upon lithium extraction. (14) (15) • Al particle size affect negatively the electrochemical performance of LiFePO₄.
Li _{0.97} K _{0.03} FePO ₄ (16)	154 – (0.1 C) (16) 142 – (1 C) (16) 131 – (2 C) (16) 90 – (5 C) (16)	sol–gel method	K in the Li-site doping increase the lithium ion diffusion coefficient and decrease the charge transfer resistance. (16)
Li _{0.99} Nd _{0.01} FePO ₄ (17)	161 – (0.1 C) (17)	novel solid-state reaction method	<ul style="list-style-type: none"> • Nd-doping increase the lithium vacancies and favor the deintercalation of interior lithium ions, thus enhancing the intrinsic electronic conductivity of LiFePO₄. • Nd doping improve discharge capacity, cycling performance and electrode impedance of LiFePO₄ cathodes. (17)

Fe-site doping :

Theoretically, doping alkali metal ion in Fe-site facilitate the diffusion of lithium ions along the 1D pathway, and increase both the electronic and ionic conductivity of the LiFePO₄ cathodes. All the Fe-site doping modifications contribute to optimize the electrochemical performance of LiFePO₄ cathodes. The mains research about Fe-site doping of LiFePO₄ cathodes are summarized in table4.

Table 4:- Fe-site doping of LiFePO₄ cathodes.

Compound	Specific capacity (mAh.g ⁻¹) - current rate	Synthesis methods	Main conclusions
LiFe _{0.99} La _{0.01} PO ₄ (18)	156 – (0.2 C) (18)	high temperature solid state method	La-doping in the Fe-site did not affect the structure of LiFePO ₄ , but considerably improved its capacity performance and cyclic stability. (18) (19)
LiFe _{0.995} La _{0.005} PO ₄ (19)	167.7– (0.1 C) (19)		
LiFe _{1-x} Cu _x PO ₄ (20)	102– (0.2C) (20)	Sol-gel method	• Cu doping induce gap states in LiFePO ₄ ,

			<p>improve the discharge capacity, cyclic and rate performance of LiFePO₄</p> <ul style="list-style-type: none"> • Cu doping is an effective way to improve the electro chemical performance of LiFePO₄ and LiFePO₄ showed a promising material for use as cathode material in lithium ion battery. (20)
LiFe _{0.98} Y _{0.02} PO ₄ (21)	166.7– (0.2 C) (21) 155.8– (0.5 C) (21) 148.2– (1 C) (21) 139.8– (2 C) (21) 121.1– (5 C) (21)	high temperature solid state method	Y doping maintain the microstructure of LiFePO ₄ , modify the particle morphology, decrease the charge transfer resistance, enhance the exchange current density and the electrochemical performance of the LiFePO ₄ (21)
LiFe _{0.97} V _{0.03} PO ₄ (22)	140.2– (5 C) (23) 120.4– (10 C) (23) 105.8– (20 C) (23)	quasi-sol-gel method	<ul style="list-style-type: none"> • V-doping refine LiFePO₄ particle size, induce the lattice distortion to weak the Li-O bonds, and improve the electronic conductivity and the electrochemical performance of the LiFePO₄ (23) • V-doped LiFePO₄ have an enhanced electrochemical performance especially at high rates. (22) (23) • The improvement of the reaction kinetics in V-doped LiFePO₄ cathodes is due to the decreasing of the electrochemical capacity after some cycle. (22)
LiFe _(1-x) Mn _x PO ₄ (24)	131.4– (0.1 C) (24)	Liquid solution combined with solid-state method	<ul style="list-style-type: none"> • Mn-doping have no direct contribution to the electrochemical reaction of LiFePO₄ cathode, but improve both the electronic and ionic conductivities. • Mn-doping held a stable cycling performance • Mn-doped LiFePO₄ did not work completely at a higher discharge rate due to electrical conductivity and a serious Jahn-Teller effect of Mn²⁺ ions(24)
LiFe _{0.96} Mg _{0.04} PO ₄ (25)	155– (0.2 C) (25) 148– (0.5 C) (25) 140– (1 C) (25) 137– (2 C) (25)	Reaction extrusion method	<ul style="list-style-type: none"> • Mg doping improve highly lithium ion conductivity and electronic conductivity • Mg doping in the Fe-site reduce the electrode polarization effectively without any serious effects on material structure and morphology (25)
LiFe _{0.94} Bi _{0.04} PO ₄ (26)	149.6 – (0.1 C)(26)	sol-gel method	Bi-doping can dramatically decrease the charge transfer resistance of LiFePO ₄ /C(26)
LiFe _{0.75} Co _{0.25} PO ₄ (27)	170 – (0.1 C) (27)	Sol-carbothermal method	Co-doping in the Fe-site did not have a favorable effect on the electrochemical performance of LiFePO ₄ cathode materials (27)
LiFe _{0.99} Co _{0.01} PO ₄ (28)	154.5 – (0.5 C) (28) 114.8– (10 C) (28) 104.2 – (20 C) (28)	Sol-carbothermal method	Co-doping increase the intrinsic defect of LiFePO ₄ (28)
LiFe _{0.96} Pt _{0.04} PO ₄ (29)	168– (0.1 C) (29) 162– (0.2 C) (29) 135– (1 C) (29) 120– (5 C) (29) 102– (10 C) (29)	Hydrothermal method	Pt-doping in the Fe-site stabilize the structure and enhance the lithium ion conductivity of LiFePO ₄ abd the specify capacity (29)

LiFe _{0.96} Pd _{0.04} PO ₄ (30)	107– (0.2 C) (30) 79– (1 C) (30) 58– (5 C) (30) 42– (10 C) (30)	Sol-gel method	<ul style="list-style-type: none"> • Pd-doping affect the specific capacity of LiFePO₄(30) • Pd-doping enhance the electrochemical performance of LiFePO₄ and improve the electrical conductivity and electrochemical performance of LiFePO₄ (30)
LiFe _{0.95} Ni _{0.05} PO ₄ (31)	155– (0.2 C) (31)	sol-gel-assisted carbothermal reduction method	<ul style="list-style-type: none"> • Ni-doping improve the electrical conductivity and diffusion coefficient of lithium ions. • Ni-doped LiFePO₄/C has an excellent high-rate charge, discharge capability, and long-term cyclability(31)
LiFe _{0.975} Zn _{0.025} PO ₄ (32)	177– (0.02 C) (32)	Solid-state high temperature reaction	Zn-doped LiFePO ₄ exhibited great electrochemical performance higher than the un-doped sample . (32)
LiFe _(1-3x) Mo _x PO ₄ (33)	162– (0.5 C) (33)	microwave-assisted method	Mo-doping wide the lithium ion migration channels, and shows enhanced capacity retention compared to that of undoped LiFePO ₄ /C. Moreover, the electrode exhibits excellent rate capability, with an associated high discharge capacity and good electrochemical reversibility(33)
LiFe _{0.97} Cr _{0.03} PO ₄ (34)	151.5 – (0.1 C) (34) 120 – (10 C) (34)	mechanochemical process followed with a one-step heat-treatment	Cr-doping improve the rate performance which is attributed to the phase transformation between triphylite and heterosite during cycling(34)

O-site doping in

Theoretically, the conductivity of LiFePO₄ can be significantly enhanced by O-site doping. It is verified that the enhanced conductivity is due to the proper ions doping suppressed anti site defects in LiFePO₄, which facilitated the migration of lithium ions in the diffusion channels without blockage . The main research about O-site doping of LiFePO₄ cathodes are summarized in table 5.

Table 5:- O-site doping of LiFePO₄ cathodes.

Compound	Specific capacity (<i>mAh.g</i> ⁻¹) - current rate	Synthesis methods	Main conclusions
LiFe(PO ₄) _{0.95} F _{0.15} (35)	162 – (0.1 C) (35) 113 – (10 C) (35) 78 - (40 C) (35)	carbothermal reduction route	F-doping improve the cycling performance, electrochemical performance and the discharge capacity (35) (36)
LiFe(PO ₄) _{1-x} Cl _x (37)	162– (0.1 C) (37) 90– (20 C) (37)	carbothermal reduction route	<ul style="list-style-type: none"> • Cl-doping optimize electrochemical reaction ,promote lithium ions diffusion in the bulk of LiFePO₄ and enhanced discharge capacity and reversibility of LiFePO₄(37) • Cl-doping facilitated the electrochemical reaction during cycling and thus improved the high-rate capability, which mainly resulted from the improvement of the Li⁺ ion diffusion in the bulk of the material. The optimized Li⁺ ion diffusion could be attributed to the introduction of Cl⁻ into the lattice of olivine structure, which resulted in the weakness of Li–O bonds.

Multi-Elements Doping

Recently, multi-elements doping modification attracted much attention, which means doping with more than one kind of element. Research in this area can be divided into two groups : doping on different elements in the same site of LiFePO_4 and doping on different elements in different sites of LiFePO_4 . The mains research about doping on different elements in the same site of LiFePO_4 summarized in table6.

Table 6:- Doping on different elements in the same site of LiFePO_4 .

Compound	Specific capacity (mAh.g^{-1}) - current rate	Synthesis methods	Main conclusions
$\text{LiV}_{0.069}\text{Ti}_{0.025}\text{Fe}_{0.905}\text{PO}_4$ (38)	144.1 – (10 C)(38) 124.8– (20 C)(38)	carbothermal reduction method	Ti and V co-doped on the Fe-site maintain the olivine structure, increase the electronic conductivity, improve the lithium ion diffusion coefficient, and thus lead to the enhanced electrochemical performance of LiFePO_4 (38)
$\text{LiFe}_{0.95}\text{Ni}_{0.02}\text{Mn}_{0.03}\text{PO}_4$ (39)	145 – (1 C)(39)	high-temperature solid-state route	Ni and Mn co-doped on the Fe-site have a stable crystal structure, enhance the cycling and rate capability (39)
$\text{LiFe}_{0.97}(\text{Ni}_{0.98}\text{Co}_{0.01}\text{Mn}_{0.01})_{0.03}\text{PO}_4$ (40)	150.6– (1 C) (40) 116.5– (10 C) (40)	the spent electroless nickel plating solution	Ni, Co and Mn co-doped on the Fe-site modify the particle morphology, decrease the charge transfer resistance, improve the lithium ion diffusion coefficient, and in turn enhance the electrochemical properties of LiFePO_4 (40)

The mains research about doping on different elements in different sites of LiFePO_4 are summarized in table7.

Table 7:- Doping on different elements in different sites of LiFePO_4

Compound	Specific capacity (mAh.g^{-1}) - current rate	Synthesis methods	Main conclusions
$\text{Li}_{0.97}\text{Na}_{0.03}\text{Fe}_{0.97}\text{Ti}_{0.03}\text{PO}_4$ (41)	151 – (1 C) (41)	simple high-temperature solid-state method	Na doping on the Li-site and Ti doping on the Fe-site of the LiFePO_4/C , promote lithium ion diffusion, optimize its crystal microstructure, enhance electrical conductivity, modify the particle morphology, decrease charge transfer resistance, and thus in turn improve its electrochemical performance(41)
$\text{Li}_{0.97}\text{Na}_{0.03}\text{Fe}_{0.97}\text{V}_{0.03}\text{PO}_4$ (42)	156.5 – (0.1C) (42)	sol-gel method	Na doping on the Li-site and V doping on the Fe-site of the LiFePO_4 exhibited smaller particle size, smaller charge-transfer resistance, higher discharge capacity, more stable cycle performance and better rate capability (42)
$\text{Li}_{0.99}\text{Nb}_{0.01}\text{Fe}_{0.97}\text{Ti}_{0.03}\text{PO}_4$ (43)	163.3 – (0.1C) (43)	sol-gel method	Nb doping on the Li-site and Ti doping on the Fe-site of the LiFePO_4 increase the lithium ion conductivity, improve the reaction reversibility, decrease the

			charge transfer resistance, and thus in turn enhance the electrochemical performance of LiFePO_4 (43)
$\text{Li}_{0.99}\text{La}_{0.01}\text{Fe}_{0.9}\text{Mg}_{0.1}\text{PO}_4$ (44)	120.3– (1 C) (44) 85.4– (10 C) (44) 75.3– (20 C)(44) 56.6– (50 C)(44)	simple solution impregnation process using carbon aerogel	La doping on the Li-site and Mg doping on the Fe-site of the LiFePO_4 maintain the olivine structure and improve the electrochemical performance of the LiFePO_4 at low temperature and high rate (44)
$\text{LiFe}_{0.92}\text{Mg}_{0.08}(\text{PO}_4)_{0.99}\text{F}_{0.03}$ (45)	121– (0.1 C) (45) 109– (1 C) (45) 94– (2 C) (45) 74– (5 C) (45)	simple solid state reaction	<ul style="list-style-type: none"> • Mg doping on the Fe-site and F doping on the PO_4-site of the LiFePO_4 enhance electrochemical performance of LiFePO_4/C • Carbon coating is not a major factor which influence the electrochemical performance of Mg and F co-doped LiFePO_4 (45)

Graphic synthesis of mains doping LiFePO_4 cathode of LFP batteries: -

The various investigations of the researchers on the improvement of LFP batteries revealed that the improvement in the performance of this battery technology is mainly related to the cathode. The figure below summarizes the mains researches about doping LiFePO_4 cathode of LFP batteries.

This graphic allows to make a general comparison of the various researches on the development of the cathode of LiFePO_4 batteries. It also allows to study the current limits and to detect the possible combinations which can permits to exceed these limits.

Conclusion:-

In order to address the challenges of availability, price and environmental impacts, renewable energies (solar, wind, hydroelectric, etc.) are increasingly occupying the main place in the global energy mix. However, the intermittency of these energy sources presents a challenge of continuous energy supply, so an energy reservoir is needed to ensure a continuous supply of energy produced. Stationary energy storage has therefore become a global issue and a major challenge.

Among the technologies currently used for stationary energy storage, we find LiFePO_4 batteries. This technology of batteries LiFePO_4 have been considered as promising candidates for power lithium ion batteries due to their flat voltage profile, environmental benignity, cycling stability, and high theoretical capacity. However, the poor electronic conductivity and a low lithium ion diffusion coefficient of LiFePO_4 cathode materials are the mains disadvantage which make the researchers to investigate on doping materials. The improvement of LiFePO_4 batteries is mainly due to the cathode. Li-site doped with particular elements would increase the width of the one-dimensional diffusion channels of lithium ions and decrease the charge transfer resistance, which resulted in a good electrochemical performance of doped LiFePO_4 . Fe-site doping enhance the electronic conductivity of LiFePO_4 . O-site doped with proper ion improve the intrinsic conductivity and promote the redox potential of LiFePO_4 . Furthermore, multi-elements co-doping is a combination of these three kinds of mentioned doping methods, which is demonstrated to effectively enhance the electrochemical performances of LiFePO_4 cathodes.

The more interesting doping are: $\text{LiFe}_{0.975}\text{Zn}_{0.025}\text{PO}_4$ (32), $\text{LiV}_{0.069}\text{Ti}_{0.025}\text{Fe}_{0.905}\text{PO}_4$ (38) and $\text{Li}_{0.99}\text{La}_{0.01}\text{Fe}_{0.9}\text{Mg}_{0.1}\text{PO}_4$ (44).

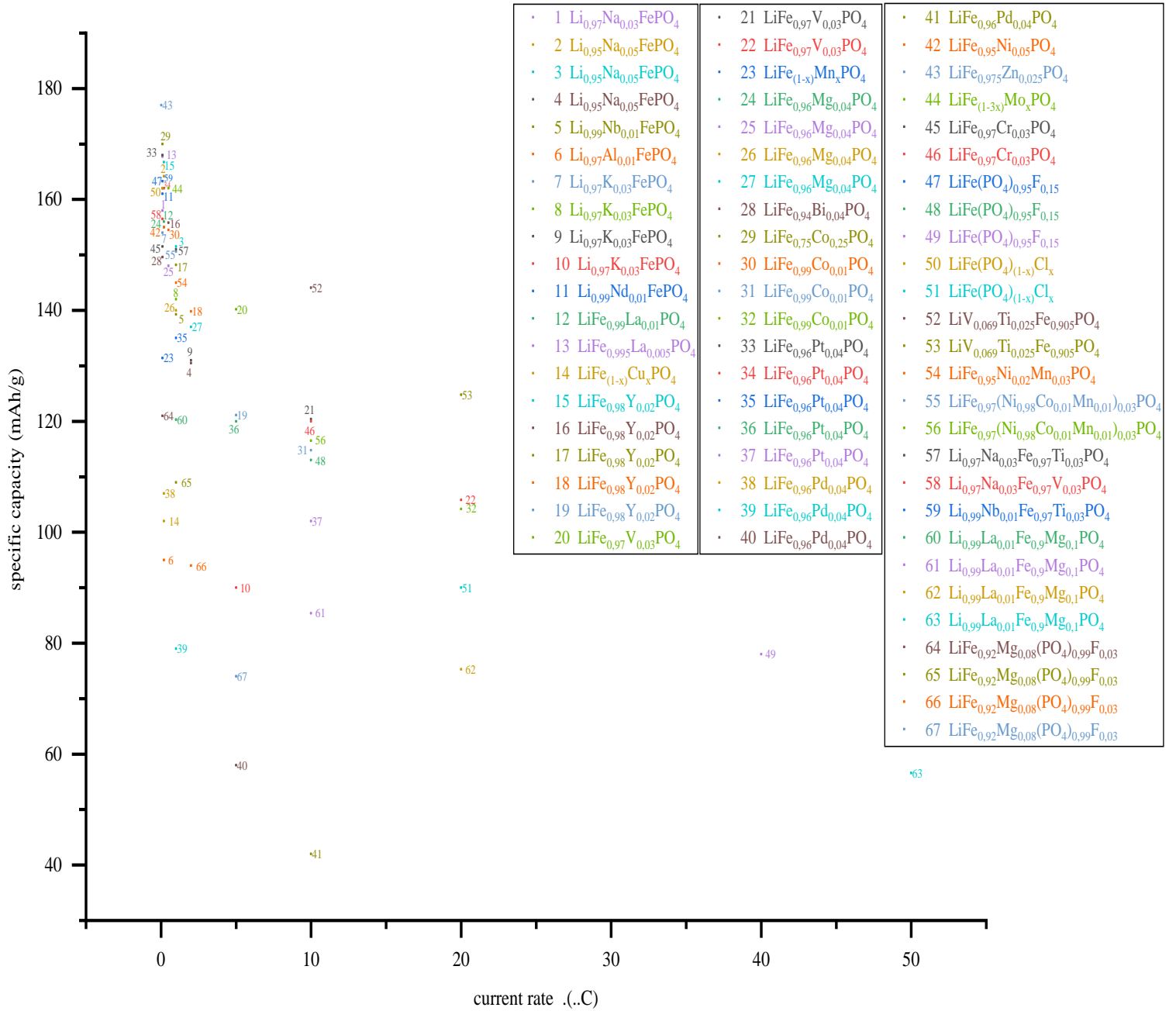


Figure 2:- Synthesis of main doping LiFePO4 cathode of LFP batteries.

References:-

1. AIEA. Planification et perspectives pour les énergies renouvelables: Afrique de l'Ouest . s.l. : ISBN :978-92-9260-082-2, November 2018.
2. Energy storage a key technology for global energy sustainability. R.M. Dell, D.A.J. Rand. 2001, Journal of Power Sources, Vol. 100, pp. 2–17.
3. A comparison of energy storage from renewable sources through batteries and fuel cells: A case study in Turin, Italy. N. Belmonte, V. Girgenti, P. Florian, C. Peano, C. Luetto, P. Rizzi, M. Baricco. 2016, International Journal of Hydrogen Energy, Vol. 41, pp. 21427-21438.

4. Issues and challenges facing rechargeable lithium batteries. J. M. Tarascon, M. Armand. 6861, 2001, Nature, Vol. 414, pp. 359-367.
5. Cost of lithium-ion batteries for vehicle. Linda Gaines, Cuenca Roy. 2000.
6. Lithium metal anodes for rechargeable batteries. W. Xu, J. Wang, F. Ding, X. Chen, E. Nasybulin, Y. Zhang, J.-G. Zhang. 2014, Energy Environ. Sci., Vol. 7, pp. 513-537.
7. J. Robert, J. Alzieu. Accumulateurs- Accumulateurs au lithium. s.l. : Techniques de l'Ingénieur, 2004. pp. 1-15.
8. F. Badin. Hybrid Vehicles: From Components to System. Paris : Editions Technip, 2013.
9. Li-ion battery materials: present and future. N. Nitta, F. Wu, J.T. Lee, G. Yushin. 5, June 2015, Materials Today, Vol. 18, pp. 252-264.
10. Preparation and characterization of Na-doped LiFePO₄/C composites as cathode. Xiongge Yin, Kelong Huang*, Suqin Liu, Haiyan Wang, Hao Wang. 195, 2010, Journal of Power Sources, Vol. 195, pp. 4308-4312.
11. High-density Na-doped LiFePO₄ synthesized by coprecipitation for lithium ion battery. J. Li, S. Li & Q. Li. 2015, Materials Research Innovations, Vol. 19:sup2, pp. 133-136.
12. Effects of Nb-doped on the structure and electrochemical performance of LiFePO₄/C composites. Zhipeng Ma, Guangjie Shao, Ying Zhang, Jianping Du. 1, 2014, Journal of Solid State Chemistry, Vol. 210, pp. 232-237.
13. Evidence for Al doping in lithium sublattice of LiFePO₄. Andrzej Kulka, Artur Braun, Tzu-Wen Huang, Anna Wolska, Marcin T. Klepka, Andrzej Szewczyk, Dominika Baster, Wojciech Zajac, Konrad Świerczek, Janina Molenda. 2015, Solid State Ionics, Vol. 270, pp. 33-38.
14. Ti-, Al-, and Cu-Doping Induced Gap States in LiFePO₄[sub 4]. M. Abbate, S. M. Lala, L. A. Montoro, and J. M. Rosolen. 6, 2005, Electrochemical and Solid-State Letters, Vol. 8, pp. A288-A290.
15. Spectroscopic studies of Li_xFePO₄ and Li_xM_{0.03}Fe_{0.97}PO₄ „M=Cr,Cu,Al,Ti... D. X. Gouveia, V. Lemos, J. A. C. de Paiva, A. G. Souza Filho, and J. Mendes Filho. 2, 2005, Physical Review B, Vol. 72, pp. 024105-1 - 024105-6.
16. Synthesis and electrochemical properties of K-doped LiFePO₄/C composite as cathode material for lithium-ion batteries. Xuesong Fang, Jing Li, Kelong Huang, Suqin Liu, Chenghuan Huang, Shuxin Zhuang, Jinbao Zhang. 2, 2011, Journal of Solid State Electrochemistry, Vol. 16, pp. 767-773.
17. Structural and electrochemical properties of Nd-doped LiFePO₄/C prepared without using inert gas. Qiang Zhang, Shumei Wang, Zhufa Zhou, Guilin Ma, Wenwen Jiang, Xinsuang Guo, Song Zhao. 1, 2011, Solid State Ionics, Vol. 191, pp. 40-44.
18. Physical and electrochemical properties of La-doped LiFePO₄/C composites as cathode materials for lithium-ion batteries. Yung-Da Cho, George Ting-Kuo Fey, Hsien-Ming Kao. 2008, J Solid State Electrochem, Vol. 12, pp. 815-823.
19. Effective Enhancement of the Electrochemical Properties for LiFePO₄/C Cathode Materials by Lanthanum Doping. J.Z. Li, S.Y. Wang, L.H. Wei, Z. Liu, Y.W. Tian. 2015, International Journal of Electrochemical Science, Vol. 10, p. 6135.
20. Synthesis and characterization of Cu-doped LiFePO₄ with/without carbon coating for cathode of lithium-ion batteries. Cesario AJPI, Giovana DIAZ, Heidy VISBAL and Kazuyuki HIRAO. 1413, 2013, Journal of the Ceramic Society of Japan, Vol. 121, pp. 441-443.
21. Effects of yttrium ion doping on electrochemical performance of LiFePO₄/C cathodes for lithium-ion battery. Ionics. Junming Chen, Xuchun Wang, Zhipeng Ma, Guangjie Shao. 10, 2015, Vol. 21, pp. 2701-2708.
22. Can Vanadium Be Substituted into LiFePO₄? Fredrick Omenya, Natasha A. Chernova, Shailesh Upreti, Peter Y. Zavalij, Kyung-Wan Nam, Xiao-Qing Yang, and M. Stanley Whittingham. 21, 2011, Chemistry of Materials, Vol. 23, pp. 4733-4740.
23. Vanadium-doping of LiFePO₄/carbon composite cathode materials synthesized with organophosphorus source. Ming Chen, Leng-Leng Shao, Hua-Bin Yang, Tie-Zhen Ren, Gaohui Du and Zhong-Yong Yuan. 2015, Electrochimica Acta, Vol. 167, pp. 278-286.
24. Positive Effect of Minor Manganese Doping on the Electrochemical Performance of LiFePO₄/C under Extreme Conditions. Yingying Mia, Chengkai Yang, Zicheng Zuob, Liya Qia, Chunxia Tang, Weidong Zhang and Henghui Zhou. Electrochimica Acta, Vol. 176, pp. 642-648.
25. Synthesis of LiFePO₄/C doped with Mg²⁺ by reactive extrusion method. Advanced Powder Technology. Liu Xu-heng, Zhao Zhong-wei. 4, 2014, Vol. 25, pp. 1339-1344.
26. Structural and electrochemical properties of LiFe_{1-3x}/2BixPO₄/C synthesized by sol-gel. Fuwei Mao, Dongchen Wu, Zhufa Zhou and Shumei Wang. 12, 2014, Ionics, Vol. 20, pp. 1665-1669.

27. Synthesis and properties of Co-doped LiFePO₄ as cathode material via a hydrothermal route for lithium-ion batteries. Rui-rui Zhao, I-Ming Hung, Yi-Ting Li, Hong-yu Chen, Chun-Peng Lin. 2012, Journal of Alloys and Compounds, Vol. 513, pp. 282–288.
28. The effect of doping Co on the electrochemical properties of LiFePO₄/C nanoplates synthesized by solvothermal route. Jianjun Song, Guangjie Shao, Meiwu Shi, Zhipeng Ma, Wei Song, Caixia Wang, Shuang Liu. 2013, Solid State Ionics, Vol. 253, pp. 39–46.
29. Enhancement of electrochemical properties of platinum doped LiFePO₄/C cathode material synthesized using hydrothermal method. Talebi-Esfandarani, M., Savadogo. 2014, Solid State Ionics, Vol. 261, pp. 81–86.
30. Synthesis and characterization of Pt-doped LiFePO₄/C composites using the sol–gel method as the cathode material in lithium-ion batteries. Talebi-Esfandarani, M., & Savadogo, O. 5, 2014, Journal of Applied Electrochemistry, Vol. 44, pp. 555–562.
31. An optimized Ni doped LiFePO₄/C nanocomposite with excellent rate performance. Ge, Y., Yan, X., Liu, J., Zhang, X., Wang, J., He, X., Xie, H. 20, 2010, Electrochimica Acta, Vol. 55, pp. 5886–5890.
32. Studies on electrochemical behaviour of zinc-doped LiFePO₄ for lithium battery positive electrode. Shenouda, A. Y., & Liu, H. K. 1-2, 2009, Journal of Alloys and Compounds, Vol. 477, pp. 498–503.
33. Enhanced electrochemical properties of LiFePO₄ by Mo-substitution and graphitic carbon-coating via a facile and fast microwave-assisted solid-state reaction. Li, D., Huang, Y., Sharma, N., Chen, Z., Jia, D., and Guo, Z. 10, 2012, Physical Chemistry Chemical Physics, Vol. 14, pp. 3634–3639.
34. Rate performance and structural change of Cr-doped LiFePO₄/C during cycling. Shin, H. C., Park, S. B., Jang, H., Chung, K. Y., Cho, W. I., Kim, C. S., and Cho, B. W. 27, 2008, Electrochimica Acta, Vol. 53, pp. 7946–7951.
35. Synthesis and characterization of core–shell F-doped LiFePO₄/C composite for lithium-ion batteries. Pan, F., and Wang, W. 4, 2011, Journal of Solid State Electrochemistry, Vol. 16, pp. 1423–1427.
36. Electrochemical performance of LiFePO₄/C doped with F synthesized by carbothermal reduction method using NH₄F as dopant. Pan, M., Lin, X., and Zhou, Z. 4, 2011, Journal of Solid State Electrochemistry, Vol. 16, pp. 1615–1621.
37. Structural and electrochemical properties of Cl-doped LiFePO₄/C. Sun, C. S., Zhang, Y., Zhang, X. J., and Zhou, Z. 11, 2010, Journal of Power Sources, Vol. 195, pp. 3680–3683.
38. Enhanced rate performance of LiFePO₄/C by co-doping titanium and vanadium. S. Long, Y.-F., Su, J., Cui, X.-R., Lv, X.-Y., and Wen, Y.-X. (2015). 2015, Solid State Sciences, Vol. 48, pp. 104–111.
39. Improved electrochemical performance of LiFePO₄/C cathode via Ni and Mn co-doping for lithium-ion batteries. Shu, H., Wang, X., Wu, Q., Hu, B., Yang, X., Wei, Q., ... Jiang, L.. 2013, Journal of Power Sources, Vol. 237, pp. 149–155.
40. LiFe_{1-x}(Ni_{0.98}Co_{0.01}Mn_{0.01})_xPO₄/C (x=0.01, 0.03, 0.05, 0.07) as cathode materials for lithium-ion batteries. Liu, Q., Liu, W., Li, D., Chen, H. and Wang, Z. (2015). 2015, Electrochimica Acta, Vol. 184, pp. 143–150.
41. Effective enhancement of electrochemical properties for LiFePO₄/C cathode materials by Na and Ti co-doping. Shu, H., Wang, X., Wen, W., Liang, Q., Yang, X., Wei, Q., Jiang, H.. 2013, Electrochimica Acta, Vol. 89, pp. 479–487.
42. A Study of Electrochemical Performance of LiFePO₄/C Composites Doped with Na and V. Y. W. Chen and J. S. Chen. 2012, International Journal of Electrochemical Science, Vol. 7, pp. 8128–8139.
43. Enhanced properties of olivine LiFePO₄/graphene co-doped with Nb⁵⁺ and Ti⁴⁺ by a sol–gel method. Tian, Z., Zhou, Z., Liu, S., Ye, F., and Yao, S. 2015, Solid State Ionics, Vol. 278, pp. 186–191.
44. Effects of carbon coating and metal ions doping on low temperature electrochemical properties of LiFePO₄ cathode material. Zhang, H., Xu, Y., Zhao, C., Yang, X., & Jiang, Q. 2012, Electrochimica Acta, Vol. 83, pp. 341–347.
45. Enhanced electrochemical performances of LiFePO₄/C by co-doping with magnesium and fluorine. Huang, Y., Xu, Y., and Yang, X. 2013, Electrochimica Acta, Vol. 113, pp. 156–163.