



Development and Performance Evaluation of a Hybrid Solar Dryer with Latent Heat Storage and Dehumidification Systems

**Alain K. TOSSA ^{a*}, Said I. A. ABALLO ^b, Daniel Sabi Takou ^a,
Loubatou DJINDI ^{a,b}, Guy C. SEMASSOU ^a
and Odette FOKAPU ^c**

^a *Laboratoire d'Énergétique et de Mécanique Appliquée (LEMA), École Polytechnique d'Abomey-Calavi (EPAC), Benin.*

^b *Takaz-Eng, 01 BP 2197, Cotonou, Bénin.*

^c *Diasporeines Africa Association, UMR CNRS 7338 Biomécanique et Bioingénierie, Université de Technologie de Compiègne, Paris, France.*

Authors' contributions

This work was carried out in collaboration among all authors. All authors read and approved the final manuscript.

Article Information

DOI: <https://doi.org/10.9734/cjast/2025/v44i24485>

Open Peer Review History:

This journal follows the Advanced Open Peer Review policy. Identity of the Reviewers, Editor(s) and additional Reviewers, peer review comments, different versions of the manuscript, comments of the editors, etc are available here: <https://pr.sdiarticle5.com/review-history/130619>

Original Research Article

Received: 28/11/2024

Accepted: 31/01/2025

Published: 04/02/2025

ABSTRACT

Drying agricultural products has become an essential technique for preservation, but current drying methods often prove to be energy-intensive, costly, and unsuitable for the needs of local small and medium-sized enterprises (PME/PMI). In this study a hybrid solar dryer has been designed

*Corresponding author: E-mail: toskalain@gmail.com;

Cite as: TOSSA, Alain K., Said I. A. ABALLO, Daniel Sabi Takou, Loubatou DJINDI, Guy C. SEMASSOU, and Odette FOKAPU. 2025. "Development and Performance Evaluation of a Hybrid Solar Dryer With Latent Heat Storage and Dehumidification Systems". *Current Journal of Applied Science and Technology* 44 (2):69-81. <https://doi.org/10.9734/cjast/2025/v44i24485>.

specifically to meet the needs of PME/PMI. The current limits to the development of solar drying in Africa are low efficiency and low autonomy. To remove these bottlenecks, thermal storage and air dehumidification systems are often used.

This article firstly, presents a brief review, not only of thermal storage materials but also of dehumidification systems. This review led to the choice of paraffin and silica gel respectively for thermal storage and dehumidification of drying air.

The selected materials were subsequently implemented in an indirect hybrid dryer with a drying capacity of up to 50 kg of fruits and vegetables. It is made up of an aluminum absorber painted in matt black, 1.5 mm thick. Its exterior structure is made of steel separated from the interior face made of stainless steel, by a layer of glass wool, 30 mm thick. Performance tests are carried out on the classic dryer, then with the dryer integrating silica gel on the one hand and on the other hand, the dryer with paraffin. The tests were conducted in Cotonou (latitude: 6°21'50"N; longitude: 2°26'32"E) during the month of November with an average irradiation of 137.23 kWh/m² received on the horizontal plane with an average temperature of 27.4°C. The experiments are carried out over several days so as to be able to extract, for each of the improved dryers, 03 days similar, from the point of view of daily irradiation, to the tests on conventional dryers. Tests carried out on the dryer with the new latent heat storage system reveal an increase in efficiency of 3% compared to the classic dryer. The proposed dehumidification solution showed a good dehumidification rate of 16% which helps to improve the overall efficiency of the dryer. In practice, this improvement in performance will result in a reduction in drying time and energy consumption. These first promising experimental results will be validated with other tests which will be carried out over several consecutive days, also varying the quantities of paraffin and silica gel.

Keywords: Solar dryer; latent thermal storage; dehumidification.

1. INTRODUCTION

Post-harvest losses of fruits and vegetables, recorded each year in sub-Saharan African countries are enormous. About 1/3 of food production is lost or wasted each year, emitting the equivalent amount of CO₂ as 1.5 million cars (Rwubatsa et al., 2014) For example, in Benin, post-harvest losses for the pineapple sector are estimated at around 70% throughout the value chain (AgriProFocus & Postharvest Network.Com, 2017) However, in Benin, according to the National Institute of Statistics and Economic Analysis (INSAE), in August 2017, 42.9% of the population was estimated to be food insecure, including 9.6% (i.e. 80,000 people) who were food insecure. To prevent the deterioration of perishable products such as fruit and vegetables, several preservation techniques exist, including drying. Drying agricultural products has become an essential technique, but current drying methods are often energy-intensive, expensive, and unsuitable for the needs of local small and medium-sized enterprises (SMEs).

Our team previously designed (Nounangnon et al., 2023) a hybrid and connected solar dryer, specially to meet the needs of SMEs. The dryer is intended for drying fruits and vegetables: such as pineapple, mango, banana, spirulina etc. It operates through the hybridization of four energy

sources, namely solar thermal, solar photovoltaic, gas and conventional electricity (public grid). The dryer currently has low efficiencies and is very affected by fluctuations in solar radiation. To optimize its efficiency and increase its autonomy, we aim to equip it with an improved thermal storage system and an air dehumidification system.

Firstly, a state of the art is carried out not only on existing storage systems but also on-air dehumidification systems generally used in drying. Material choices were then made for thermal storage and dehumidification. The initial tests and results are subsequently presented on the dryer after adding storage and a dehumidification bed.

2. STATE OF THE ART

2.1 Brief Review on Thermal Storage

To overcome the problem of intermittent solar energy, it is possible to use thermal storage to extend drying at a constant temperature. Thermal storage works by cycle in which we can observe three phases: charging, storage, discharge (Gatellier, 2018). There are three modes of thermal storage, namely:

- Sensitive storage
- Latent storage
- Thermochemical storage

Kant et al., (2016) have made a classification of the several types of thermal storage presented below:

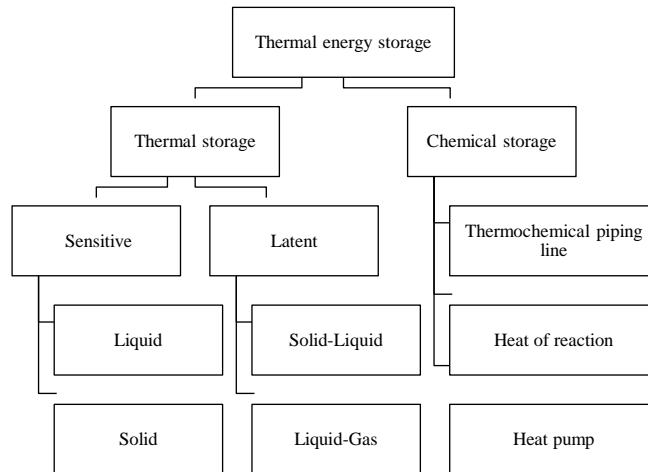


Fig. 1. Classification of the different types of thermal energy storage

Sensible heat storage materials: A list of sensitive heat storage materials has been identified. The Table below presents those available in Africa sub-Saharan context (Dinker et al., 2017).

Table 1. Africa sub-Saharan available sensible heat storage materials

Storage Materials	Thermal conductivity (W.m ⁻¹ . K ⁻¹)	Density (kg/m ³)	Heat capacity by weight (kJ.kg ⁻¹ . K ⁻¹)
Roche Granite	1.47	1468.11	0.627
Concrete	1.5	2200	0.85
Sand	1.21	1605.08	0.546
Water	0.58	1000(liquid)	4.184
Laterite	1.07	1093.44	0.499
Laterite rock	1.17	1142.13	0.559
Clay	2.16	1187.70	1.398

Latent heat storage materials: Reddy et al., (2018) classified storage materials by latent heat.

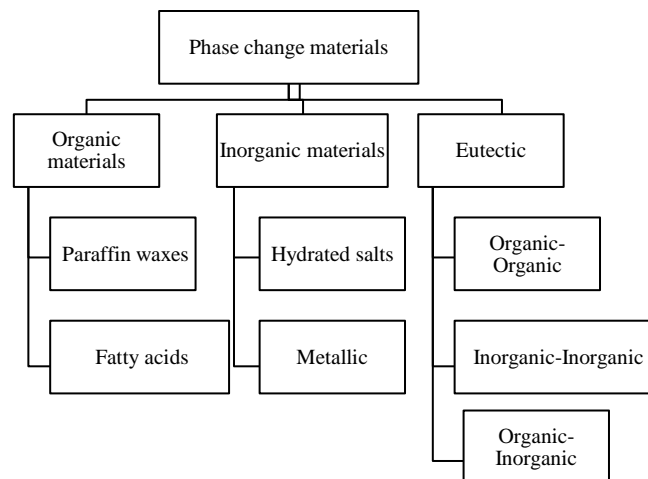


Fig. 2. Classification of Phase Change Materials

The following table compares organic and inorganic PCMs:

Table 2. Main characteristics of organic and inorganic PCMs

Properties	Organic		Inorganic	
	Paraffin wax	Fatty acids	Salt Hydrates	Metals
Corrosion resistant	Non applicable	Non applicable	Non applicable	No resistant
Cost	Low	Medium	High	High
Latent Phase Change Heat (J/g)	Medium (200 – 220)	Medium (146-218)	High (184-264)	High
Thermal Conductivity (W/m. K)	Low (0.17-0.35)	Medium (0.15-1.6)	High (0.46-5)	High (8.3 - 29.3)

After analyzing this table, we chose paraffin wax because of its availability, low cost compared to other materials. The paraffin has also the highest latent phase change heat and an acceptable conductivity. Also, Paraffin has remarkable long-term thermal and chemical stability, retaining its properties after thousands of melting and solidification cycles (Sharma et al., 2016). Paraffins based thermal energy storage system have shown they effectiveness for small-scale thermal energy storage especially for air conditioning in the built environment (Lin et al., 2020; IRENA, 2020). This explain why, paraffin wax is the most widely used PCM (Kavya & Ramana, 2024; Lingayat et al., 2023) especially in solar dryers (Vijayrakesh et al., 2021; Manirathnam et al., 2021; Lingayat et al., 2020). A study (Rahman et al., 2023) show that the paraffin based thermal storage system efficiency decreases 12.7% after 10,000 fast charging cycles (10°C/min). The use of fatty acids is not widespread, as it costs more than paraffin and is flammable (Kavya & Ramana, 2024).

Thermal storage system: In this section, we present some of the thermal storage systems identified.

A study (Mohanraj & Chandrasekar, 2009) experimented with a solar dryer incorporating heat-sensitive thermal storage using sand and aluminum scrap as thermal storage materials. They observe not only an increased drying time by about 4 hours per day after sunset but also, a drying of chili pepper from 72.8% to approximately 9.2% and 9.7% in the bottom and top trays respectively. The thermal efficiency of the solar dryer has been estimated to be around 21%.

Khaldi, (2018) did a study on a solar dryer incorporating a gravel thermal bed. For a thermal bed thickness of 0.05m, a maximum temperature of 50.35°C is obtained in the drying chamber and for a thermal bed thickness of 0.15m, a maximum temperature of 45.85°C is obtained in

the drying chamber for an efficiency of 44.59%. The drying time is estimated at 21 hours. A higher thickness promotes storage and decreases the maximum temperature.

Chaouch et al., (2018) worked on a natural convection solar dryer with thermal storage in which rock pebbles were used as material.

In this case, the storage of sensible heat by the pebble bed improved the daytime thermal efficiency of the direct drying chamber by 11.8% compared to use without storage. 28% improvement in solar collector efficiency (Chaouch et al., 2018).

A solar dryer integrating a latent heat storage system was evaluated by (Rabha & Muthukumar, 2018). Paraffin wax was used as a thermal storage material. The moisture content of the dried sample in the dryer increased from the initial moisture content of 83.4% to the final moisture content of 6.7% in 45 h, while the sun-dried sample took 80 h (Rabha & Muthukumar, 2018).

A study (Azaizia et al., 2020) experimented with a solar greenhouse integrating a latent heat storage system with paraffin wax as a thermal storage material. The experimental results show that the air temperature inside the solar greenhouse with PCM is higher than that of other dryers by about 7.5°C during the entire night period. The relative humidity in the drying chamber with PCM, is reduced by 95% in 30 hours in the dryer with PCM, whereas it took 55 hours in the dryer without PCM and 75 hours in full sun.

An experiment on forced convection solar air heaters using a finned absorber plate lined with latent heat storage materials (paraffin wax) and another flat absorber plate, both absorbers are painted black (Arul Kumar et al., 2016).

The results showed that the outlet temperature increased by 5°C and the heat storage time was

increased up to 3 h by increasing the energy efficiency was from 2 to 15%.

2.2 Brief Review on Air Dehumidification Systems

In dehumidification-assisted drying, the driving force of moisture mass transfer can be enhanced by lowering the relative humidity of the drying medium, resulting in a more efficient drying system. A study (Wang et al., 2013) indicate that five (05) types of air dehumidification systems are developed and applied nowadays:

- Condensation dehumidification
- Dehumidification by heating
- Membrane dehumidification
- Absorption dehumidification
- Adsorption dehumidification

They (Wang et al., 2013) reviewed the strengths and weaknesses of different air dehumidification methods. It shows that air dehumidification using a solid adsorbent is more interesting in terms of operability, efficiency, investment, and maintenance.

The following Table 3 shows the properties of three (03) solid adsorbents at room temperature of 27°C:

Silica gel is the well-known and widely used sorption material for dehumidification in direct and indirect forced convection solar dryers (Dake et al., 2021). Silica gel is particularly effective for solar drying applications compared to other solid adsorbents like activated alumina and activated charcoal, as it demonstrates higher adsorption rates and retains moisture for longer periods, making it ideal for low-temperature solar regeneration systems (Yadav & Bajpai, 2012). In a study (Lim et al., 2019) comparing the performance of three adsorbents (silica gel, zeolite 13X and zeolite 4A) in an adsorption thermal energy storage system, zeolite 13X offers the best storage density per unit mass, while silica gel excels in storage density per unit volume and reaction time, thanks to its high thermal conductivity and superior water adsorption capacity, making it more effective for solar drying applications. Some solar dryers with dehumidification systems are shown below:

Table 3. Properties of some solid adsorbents at 27°C (Wang et al., 2013)

Adsorbents solids	Relative humidity of the medium (%)	Adsorption capacity (g water/g adsorbent)	Regeneration Temperature (°C)
Silica gel	60	0.08 – 0.36	80 - 150
	7	0.02 – 0.05	
Zeolites	60	0.02-0.30	250-350
	7	0-0.25	
Activated carbon	60	0.18-0.29	70
	7	0-0.4	

A dehumidification system working with the desiccant wheel is shown below:

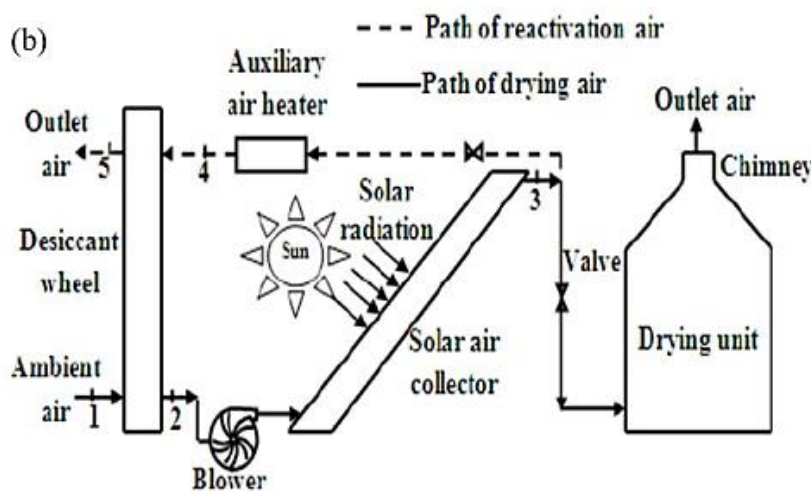


Fig. 3. Dehumidification system with desiccant wheel

Thanks to the desiccant wheel, the air temperature increased from 65°C to 82°C and the air humidity level increased from 15g of water/kg to 8.8g of water/kg (Misha et al., 2012).

3. MATERIALS AND METHODS

The solar dryer used for the tests is an indirect hybrid dryer with a drying capacity of up to 50 kg of fruits and vegetables. It is made up of an aluminum absorber painted in matt black, 1.5 mm thick. Its exterior structure is made of steel separated from the interior face made of stainless steel, by a layer of glass wool, 30 mm thick.

Roughly, the solar dryer is made up of four (04) main parts:

- i. **The solar collector:** It is in this unit that the air receives the solar thermal energy necessary to dry the product. It consists of (1) an "absorber" made of aluminum to which we have added a "matte black" coating to reinforce the absorption coefficient; (2) glass wool "insulation" to limit heat loss and (3) a transparent "glass" cover.
- ii. **The drying chamber:** It is inside this unit that the products are dried. It consists of an inner stainless-steel carcass and an outer steel carcass; the two carcasses are separated by glass wool insulation to limit

losses; There are also three (03) stainless steel racks and a chimney for the evacuation of air from the interior.

- iii. **The funnel:** This is a duct that connects the sensor to the drying chamber. It is made of steel and insulated from the outside environment by glass wool.

Table 3 shows the materials and dimensions of the dryer.

Fig. 4a shows the dryer with the paraffin introduced into cylindrical profiles, welded to the absorber Fig. 4b shows, at the top, the bed of silica gel installed at the level of the funnel, on the drying air flow. Below the silica gel bed, it is presented the positioning of the sensors for measuring temperature and humidity before and after the silica gel bed.

Experimental tests were conducted to verify the performance of the solar dryer with thermal storage. These are the following tests: i. Solar Mode Test (Without Thermal Storage), ii. Solar test (with thermal storage).

Experimental data were recorded from 8:00 a.m. in the morning to 6:00 p.m. in the evening.

To conduct the measurements of the various parameters, we used the equipment presented in the following Table 5.

Table 4. Dimensions and materials of manufacture of the dryer

Component	Hardware	Size (mm) (L*W*h)	Material properties		
			Thermal conductivity (W.m ⁻¹ . K ⁻¹)	Density (kg.m ⁻³)	Specific heat (J.kg ⁻¹ . K ⁻¹)
Absorber	Aluminum	1 500 * 740 *1.5	237	2700	897
Sensor casing	Steel	1 500 * 740 * 150 Thickness 1.5	80.2	7870	447
Fins (air opening)		Thickness 1.5 Diameter 50	80.2	7870	447
Carcass drying chamber		800 * 800 * 600 Thickness 30	80.2	7870	447
Glass lid	Glass	1 500 * 740 Thickness 4	1.05	2500	670
Side Insulation	Glass wool	Thickness 30	0.037	25	1030
Bottom insulation		Thickness 30	0.037	25	1030




Fig. 4. The solar dryer with the positioning of paraffin and silica gel bed

Table 5. Measuring devices

Measuring devices	Characteristics
Uni-T UT330A Data Logger	Range: 80°C; Accuracy: 0.5°C
Anemometer PM6252B	Range: 30m/s; 60°C; 100% RH
TES 1333 Solarimeter	Range: 2000W/m ² ; Accuracy: 0.1 W/m ² . Spectral sensitivity: 400~1100nm

The efficiency of the solar collector (is defined as the ratio between the heat received by the drying air and the irradiation incident on the collector in each time interval. It is calculated from equation 1: η_c)

$$\eta_{CS} = \frac{1}{36} \times \sum_{t=1}^{36} \frac{\dot{m}_t C_p (T_{out,t} - T_{in,t})}{I_t S} \quad (1)$$

$$\dot{m}_t = \rho S_2 v_t$$

- \dot{m}_t Air Mass Flow Rate (kg/s)
- C_p Heat capacity of air (J/K.kg)
- $T_{out,t}$ Solar collector outlet air temperature (°C)
- $T_{in,t}$ Air temperature at the inlet of the solar collector (°C)
- I_t Solar Irradiance (W/m²)
- S Solar collector area (m²)
- ρ Air density (kg/m³)
- S_2 Air opening section at solar collector outlet (m²)

v_t Air velocity at the solar collector outlet (m/s)

4. RESULTS AND DISCUSSION

4.1 Experimentation and Characterization of the Dryer with Latent Storage

The tests were conducted in Cotonou (latitude: 6°21'50"N; longitude: 2°26'32"E) during the month of November with an average irradiation of 137.23 kWh/m² received on the horizontal plane with an average temperature of 27.4°C.

The following Fig. 5 shows the variation of solar irradiation over one year on the site:

The figs. below show on the right the tests carried out with the dryer without paraffin and on the right the equivalent tests (near daily irradiation) with the dryer containing paraffin.

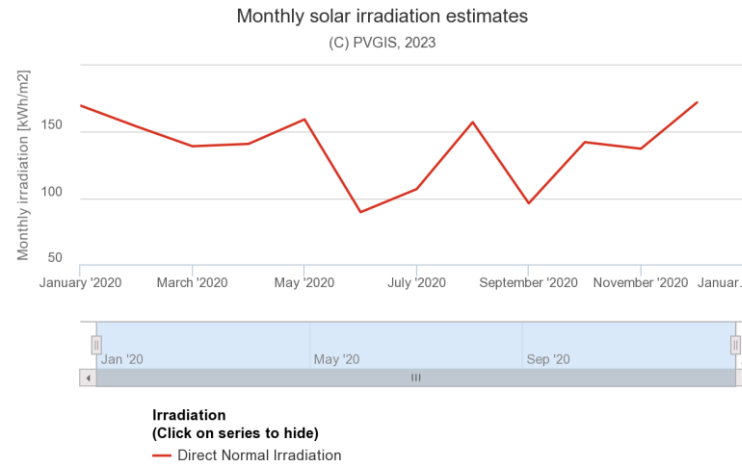
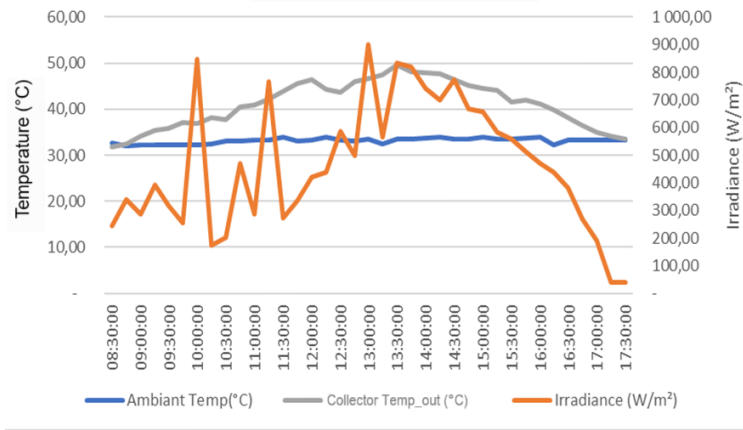


Fig. 5. Variation in irradiation at the drying site (PVGIS, 2023)

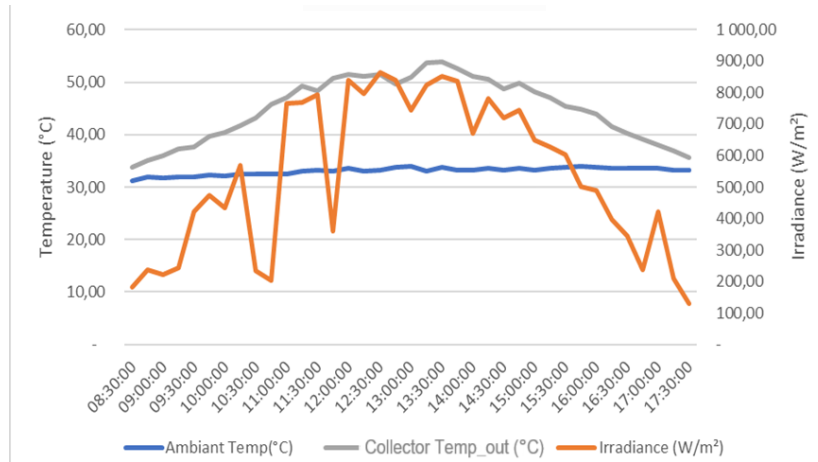


(a) Paraffin-free solar dryer

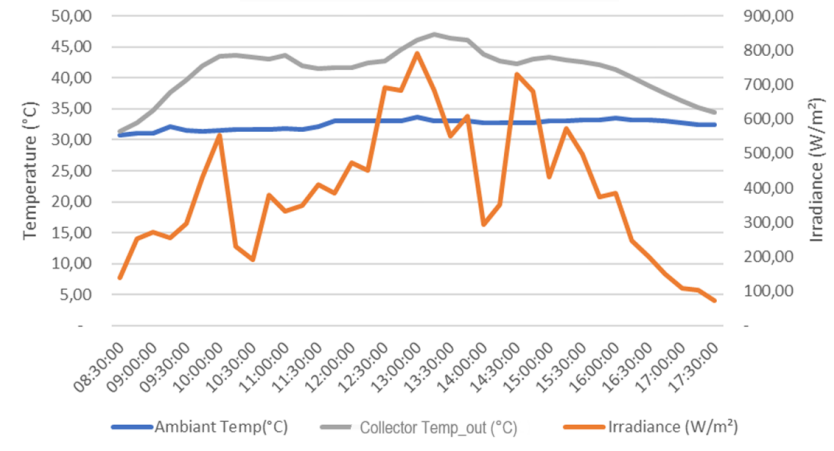


(b) Solar dryer with paraffin

Fig. 6. Variation of the temperature at the outlet of the solar collector, the ambient environment, and the solar irradiance test n°1

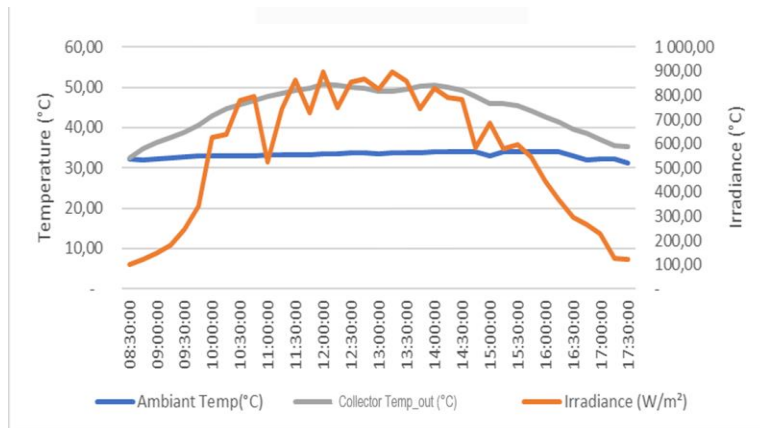


(a) Paraffin-free solar dryer

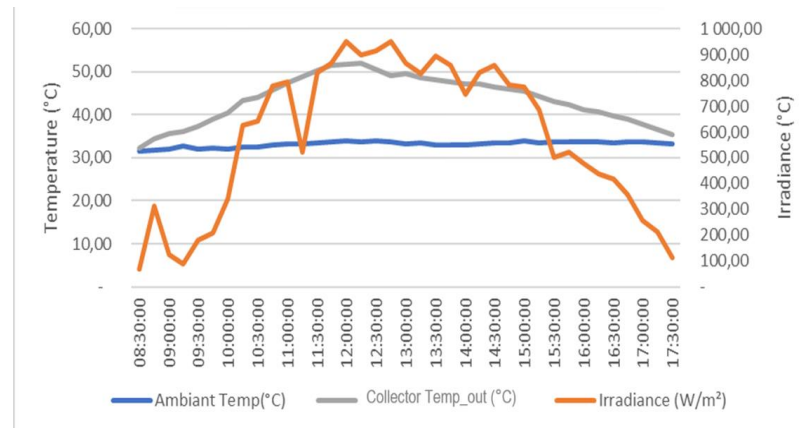


(b) Solar dryer with paraffin

Fig. 7. Variation of the temperature at the outlet of the solar collector, the ambient environment, and the solar irradiance test n°2



(a) Paraffin-free solar dryer



(b) Solar dryer with paraffin

Fig. 8. Variation of the temperature at the outlet of the solar collector, the ambient environment, and the solar irradiance test n°3

Table 6. Test results and performance indicators

Types de tests	Paraffin wax quantity (kg)	Average daily irradiation (Wh)	Solar Collector Efficiency %
Solar Collector + Thermal Storage Tests	1.74	4226.40	28.79
		3577.73	28.23
		5303.74	22.27
Solar Collector Test	-	4228.09	21.25
		4907.30	26.77
		5122.49	23.81

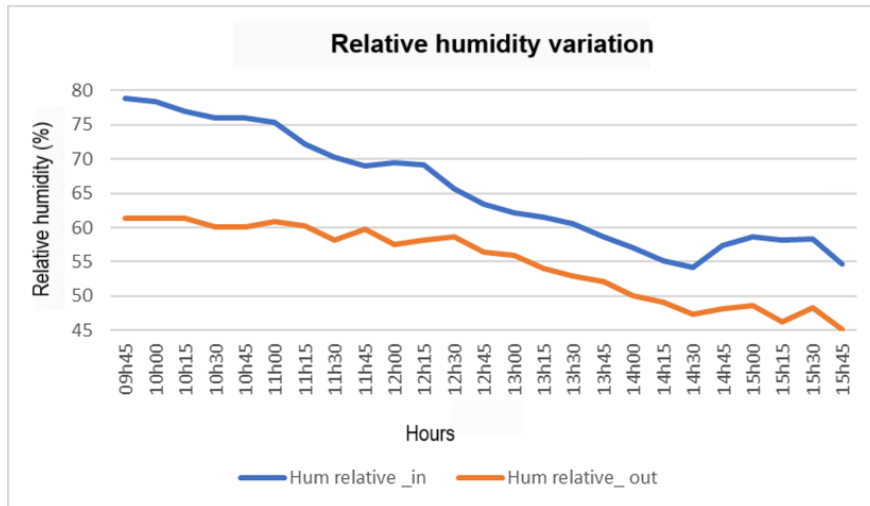


Fig. 9. Variation in relative humidity before and after silica gel

The Table 6 shows the calculated dryer efficiencies for each of the six tests.

These tests reveal efficiencies of 23.94 and 26.43% respectively for the solar mode and the solar + thermal storage mode.

From the analysis of the curves and the table, it appears that the addition of paraffin does not cause a significant variation in the temperature of the dryer at the end of the day. However, we note a positive effect of latent storage on efficiency which shows a slight increase of 3%. This reflects a greater quantity of energy absorbed due to the presence of storage.

4.2 Air Dehumidification Using Silica Gel

Several tests were carried out on the dryer with or without silica gel in order to assess the effectiveness of the dehumidification of the air at the entrance to the drying chamber. The Fig. 9 shows the results of one of these tests. It shows the change in relative humidity before and after silica gel.

Several tests were carried out on the dryer with or without silica gel in order to assess the

effectiveness of the dehumidification of the air at the entrance to the drying chamber. The previous Fig. 9 the results of one of these tests. Overall, the addition of silica gel made it possible to reduce the humidity of the drying air by around 16%. This will undoubtedly result in a reduction in drying time and a concomitant increase in efficiency. These first experimental results will be validated with other tests which will be carried out over several consecutive days, also varying the quantities of paraffin and silica gel.

5. CONCLUSION

This paper presented the results obtained from the implementation of the new latent heat storage system in the solar collector. These results reveal a 3% better efficiency of the sensor thanks to thermal storage. This improvement in efficiency can result in concrete benefits for solar drying, such as a reduction in drying time or an increase in drying capacity. To go further, it would be relevant to evaluate the impact of this latent storage on the overall performance of the solar dryer. This evaluation should consider the efficiency of the complete drying system and the final quality of the dried products.

The proposed dehumidification solution is simple to install and use. The test conducted with this dehumidification device showed a dehumidification rate of 16%. For the next steps, we recommend additional dehumidification tests to achieve an average dehumidification rate as well as drying tests to evaluate the effect of dehumidification on the drying of the products.

In summary, this study demonstrates the potential of latent heat thermal storage to improve the efficiency of solar dryers. The silica gel dehumidification solution is also interesting for optimizing drying. These technologies combined pave the way for more efficient and environmentally friendly solar drying.

DISCLAIMER (ARTIFICIAL INTELLIGENCE)

Authors hereby declare that NO generative AI technologies such as Large Language Models (ChatGPT, COPILOT, etc.) and text-to-image generators have been used during the writing or editing of this manuscript.

ACKNOWLEDGMENT

We would like to express our deep gratitude to the Diasporeines Africa association for believing in us so far and for their financial support which has allowed us to make considerable progress in improving the performance of the hybrid solar dryer design to achieve these first results. We would also like to thank the company Takaz-Eng, our host company in which the work took place.

COMPETING INTERESTS

Authors have declared that they have no known competing financial interests or non-financial interests or personal relationships that could have appeared to influence the work reported in this paper.

REFERENCES

AgriProFocus & Postharvest Network.Com. (2017). Summary overview of post-harvest losses in the tomato, pineapple and fish farming sectors in Benin. https://images.agri-profoc.us.nl/upload/post/R%C3%A9sum%C3%A9_Etude_Pertes_Post_R%C3%A9colt

e_Ananas_Tomate_Pisciculture_11_12_17_1520324050.pdf

Arul Kumar, R., Ganesh Babu, B., & Mohanraj, M. (2016). Thermodynamic performance of forced convection solar air heaters using pin–fin absorber plate packed with latent heat storage materials. *Journal of Thermal Analysis and Calorimetry*, 126(3), 1657–1678. DOI: 10.1007/s10973-016-5665-6

Azaizia, Z., Kooli, S., Hamdi, I., Elkhal, W., & Guizani, A. A. (2020). Experimental study of a new mixed-mode solar greenhouse drying system with and without thermal energy storage for pepper. *Renewable Energy*, 145, 1972–1984. DOI: 10.1016/j.renene.2019.07.055

Chaouch, W. B., Khellaf, A., Mediani, A., Slimani, M. E. A., Loumani, A., & Hamid, A. (2018). Experimental investigation of an active direct and indirect solar dryer with sensible heat storage for camel meat drying in Saharan environment. *Solar Energy*, 174, 328–341. DOI:10.1016/j.solener.2018.09.037

Dake, R. A., N'Tsoukpoe, K. E., Kuznik, F., Lèye, B., & Ouédraogo, I. W. K. (2021). A review on the use of sorption materials in solar dryers. *Renewable Energy*, 175, 965–979. DOI: 10.1016/j.renene.2021.05.071

Dinker, A., Agarwal, M., & Agarwal, G. D. (2017). Heat storage materials, geometry and applications: A review. *Journal of Energy Institute*, 90(1), 1–11. DOI: 10.1016/j.joei.2015.10.002

Gatellier, B. (2018). Study of a solar thermal energy storage system meeting the heating needs of a single-family home.

IRENA. (2020). *Innovation outlook: Thermal energy storage*. https://www.irena.org/-/media/Files/IRENA/Agency/Publication/2020/Nov/IRENA_Innovation_Outlook_TES_2020.pdf

Kant, K., Shukla, A., Sharma, A., Kumar, A., & Jain, A. (2016). Thermal energy storage based solar drying systems: A review. *Innovative Food Science & Emerging Technologies*, 34, 86–99. DOI: 10.1016/j.ifset.2016.01.007

Kavya, V. S., & Ramana, A. S. (2024). Recent trends in PCM-integrated solar dryers. In *The International Conference on Processing and Performance of Materials*

- (ICPPM 2023) (pp. 6). MDPI. DOI: 10.3390/engproc2024061006
- Khaldi, S. Y. (2018). Numerical study of the thermal behavior of a solar dryer using a thermal bed for energy storage. <https://theses.hal.science/tel-01879901>
- Lim, K., Kim, J., & Lee, J. (2019). Comparative study on adsorbent characteristics for adsorption thermal energy storage system. *International Journal of Energy Research*, 43(9), 4281–4294. DOI: 10.1002/er.4553
- Lin, W., Ma, Z., Ren, H., Liu, J., & Li, K. (2020). Solar thermal energy storage using paraffins as phase change materials for air conditioning in the built environment. In F. Samir Soliman (Ed.), *Paraffin - an overview* (pp. xx–xx). IntechOpen. DOI: 10.5772/intechopen.86025
- Lingayat, A. B., Chandramohan, V. P., Raju, V. R. K., & Meda, V. (2020). A review on indirect type solar dryers for agricultural crops – Dryer setup, its performance, energy storage and important highlights. *Applied Energy*, 258, 114005. DOI: 10.1016/j.apenergy.2019.114005
- Lingayat, A., Das, P., Gilago, M. C., & V.P., C. (2023). A detailed assessment of paraffin waxed thermal energy storage medium for solar dryers. *Solar Energy*, 261, 14–27. DOI: 10.1016/j.solener.2023.05.047
- Manirathnam, A. S., Kumar, K. S., Sudhakar, S., Balaji, S. V., Kumar, S. S., & Vibishan, R. (2021). Improving the efficiency of solar drying unit with PCM (Paraffin wax). *Journal of Physics: Conference Series*, 2070(1), 012213. DOI: 10.1088/1742-6596/2070/1/012213
- Misha, S., Mat, S., Ruslan, M. H., & Sopian, K. (2012). Review of solid/liquid desiccant in the drying applications and its regeneration methods. *Renewable and Sustainable Energy Reviews*, 16(7), 4686–4707. DOI: 10.1016/j.rser.2012.04.041
- Mohanraj, M., & Chandrasekar, P. (2009). Performance of a forced convection solar drier integrated with gravel as heat storage material for chili drying. https://www.researchgate.net/publication/49593948_Performance_of_a_forced_conv_ection_solar_drier_integrated_with_gravel_as_heat_storage_material
- Nounangnonhou, C. T., Tossa, K. A., Sèmassou, G. C., & Nounagnon, B. (2023). Design and experimental evaluation of a fruits hybrid-solar dryer. *American Journal of Energy Engineering*, 11(4). DOI: 10.11648/j.ajee.20231104.12
- Rabha, D. K., & Muthukumar, P. (2018). Feasibility study of the application of a latent heat storage in a solar dryer for drying green chili. 978-1-5386-4769-1/18/\$31.00 ©2018 IEEE
- Rahman, R. A., Lahuri, A. H., & Ismail. (2023). Thermal stress influence on the long-term performance of fast-charging paraffin-based thermal storage. *Thermal Science and Engineering Progress*, 37, 101546. DOI: 10.1016/j.tsep.2022.101546
- Reddy, K. S., Mudgal, V., & Mallick, T. K. (2018). Review of latent heat thermal energy storage for improved material stability and effective load management. *Journal of Energy Storage*, 15, 205–227. DOI: 10.1016/j.est.2017.11.005
- Rwubatsé, B., Akubor, P. I., & Mugabo, E. (2014). Traditional drying techniques for fruits and vegetables losses alleviation in Sub-Saharan Africa. *IOSR Journal of Environmental Science, Toxicology and Food Technology*, 8(9), 52–56. DOI: 10.9790/2402-08945256
- Sharma, R. K., Ganesan, P., & Tyagi, V. V. (2016). Long-term thermal and chemical reliability study of different organic phase change materials for thermal energy storage applications. *Journal of Thermal Analysis and Calorimetry*, 124(3), 1357–1366. DOI: 10.1007/s10973-016-5281-5
- Vijayrakesh, K., Muthuvel, S., Gopinath, G. R., Qarnain, S. S., & Bathrinath, S. (2021). Experimental investigation of the performance of paraffin wax-packed floor on a solar dryer. *Journal of Energy Storage*, 43, 103163. DOI: 10.1016/j.est.2021.103163
- Wang, W., Wu, L., Li, Z., Fang, Y., Ding, J., & Xiao, J. (2013). An overview of adsorbents in the rotary desiccant dehumidifier for air dehumidification. *Drying Technology*, 31(12), 1334–1345. DOI: 10.1080/07373937.2013.792094
- Yadav, A., & Bajpai, V. K. (2012). Experimental comparison of various solid desiccants for

regeneration by evacuated solar air
collector and air dehumidification. *Drying*

Technology, 30(5), 516–525. DOI:
10.1080/07373937.2011.647997

Disclaimer/Publisher's Note: The statements, opinions and data contained in all publications are solely those of the individual author(s) and contributor(s) and not of the publisher and/or the editor(s). This publisher and/or the editor(s) disclaim responsibility for any injury to people or property resulting from any ideas, methods, instructions or products referred to in the content.

© Copyright (2025): Author(s). The licensee is the journal publisher. This is an Open Access article distributed under the terms of the Creative Commons Attribution License (<http://creativecommons.org/licenses/by/4.0>), which permits unrestricted use, distribution, and reproduction in any medium, provided the original work is properly cited.

Peer-review history:

The peer review history for this paper can be accessed here:

<https://pr.sdiarticle5.com/review-history/130619>